

MAYTONI

Moments of the light cycle

Technical 2023

Annual light guide

We at Maytoni know that behind every light there are dozens of passionate people – engineers, designers, architects, managers, factory and warehouse employees, as well as their families and friends.

This catalog is dedicated to all those who fill every moment with light. After all, the moments of light circle become important only when people turn on the light inside.

Thanks to their courage, perseverance, attention to detail and love for light, every moment of the present becomes special. To turn the light on, you need someone who wants it to become lighter.

Christian Licari
CEO Maytoni GMBH



PRESE ILLUMI



NT NATED

Contents

LIGHT FAQ	6
CONTENT OF LAMPS BY TYPE	28
TRACK SYSTEMS	46
48 Types of tracks	
50 Types of installation	
54 Unity – single-phase track system	
118 Trinity – three-phase track system	
136 S35 – magnetic track system	
170 Exility – slim magnetic track system	
200 Radity – radius track magnetic system	
LIGHT MODULES	220
222 Zon	
234 Rim	
FLEXIBLE NEON TAU	260



SPOTLIGHTS	274
<hr/>	
CEILING LIGHTS	350
<hr/>	
WALL LIGHTS	414
<hr/>	
PENDANT LAMPS	468
<hr/>	
ALPHABETICAL INDEX	500
<hr/>	
COLLECTION OF ICONS BY CATALOG	510
<hr/>	
COLOR INDEX	511
<hr/>	
INTERNATIONAL DESIGN AWARDS	512
<hr/>	

Accurate to the beam

In order to prevent distortion of perception, it is necessary to control many technical parameters that can be measured and digitized by high-precision and compound devices. The results of this control are always noticeable and visible to the eye, but difficult to describe.

The technical department studies each lamp model and controls its quality at all stages of production. Technicians work in a 270 m² laboratory, surrounded by a dozen compound mechanisms: a goniophotometer, a viewing oscilloscope, an integrating sphere, and many others.

Each of them performs its "duties": calculates the exact intensity of the light flux, light temperature, light scattering density and the exact shape of the beam - photometry of the lamp, evaluates the stability of the controllers and the technical parameters of the LEDs. Each indicator recorded by devices is a step towards the highest quality lighting.



How will the lamp work at different dayparts? How will light be dispersed in space?

This can be done either by using accurate measurements and special lighting design software, or by using an intuitive approach to lighting and the correct specifications.

Lighting science

For their correct interpretation, it is always necessary to take into account the features of the space where the light source will be located.

Light, making visible objects, outlines and shades, remains unperceivable, intangible. This is electromagnetic radiation in a certain range of wavelengths that is reflected from surrounding objects.

All artificial light sources have their own values of the light flux, their own shape of the photometric body, light intensity, their own distribution of radiation over the spectrum.

The main characteristics of light, which are important for our perception and visual comfort, appear exactly where the light faces the objects around us.



Brightness
Unit: cd/m^2

The amount of light emitted from a unit of visible surface in a given direction.

Light flux
Unit: Lumen (lm)

The amount of light emitted by the source.

Luminous intensity
Unit: candela (cd)

The amount of light emitted in a given direction.

Illumination
Unit: lux (lx)

The amount of light impinging on a surface.

Effective power

How many square meters will the lamp cover? The answer lies in the light flux other than intensity.

The intensity of the lamp or lamps does not help us much in understanding whether there is enough light. The intensity of the light source can be useful to us mainly for performing the electrical part of the lighting installation and evaluating the energy efficiency of the lamp. The best modern lamps have a luminous efficacy approaching 200 lm/W.

The major indicator that worth paying attention to is the light flux, which is generated by a light source – a lamp or a built-in LED source. It is measured in lumens. This indicator gives us the opportunity to understand how much light will additionally appear in the interior with turning on a lamp. For example: a typical incandescent lamp with a power of 100 W creates a light flux equal to approximately 1300 lm.

A typical 100W incandescent lamp produces a light flux of approximately 1300 lm.



Is this light enough?

Illumination is not given by the lamp, but by that part of its light flux that hit the surface concerned.

Illumination is a characteristic of the illuminated surface rather than the lamp. The amount of light that reaches the surface depends on the distance to this surface, the spatial orientation of the lamp, the presence of objects that reflect or absorb light.

In addition to the characteristics of the light source, illumination also depends on the geometry and reflective characteristics of objects surrounding a given surface, as well as on the relative position of the lamp and the given surface. Illumination is equal to the ratio of the light flux that impinges on the surface to the area of this surface.

The unit of measure for illuminance is 1 lux (lx).
 $1 \text{ lux} = 1 \text{ lm/m}^2$.



Hall
100 lx



Corridor
100 lx



Bedroom
150/100 lx (if you need a dim light)



Bathroom
150 lx



Living room
150 or 200 lx



Dining room
200 lx



Children's room
200 lx



Kitchen / Work area
200 lx / 300 or 400 lx



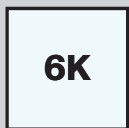
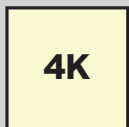
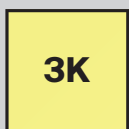
Working area
400 lx

Color temperature

Designers recommend using lamps of different color temperatures for different zones in the interior.

This concept is based on a physical phenomenon in which an absolutely black body, heated to a certain temperature, begins to emit light of a certain color – from rich red to pristine white and blue. In our natural environment, we are constantly confronted with changes in the color temperature of sunlight throughout the day, which has an impact on our well-being. When choosing artificial light sources, you need to know what temperature corresponds to a particular shade. The choice of the color temperature of light sources is determined primarily by the color scheme of the illuminated objects: cold colors look better in cold (neutral) light, warm colors look better in warm light.


Symbols for color temperature





**2700–3000K
Very warm white**

Cozy evening atmosphere in the bedroom, living room. Dining table lighting. Floor lamps, wall lamps, bed lamps.




**3000–4000K
Warm white**

Comfortable and relaxing light for living rooms. Most often, this temperature is used in the lamps of chandeliers and wall lamps.



**4000–5000K
Neutral white**

Daylight for living rooms, kitchens, workplaces in offices, reading nooks, shops, museums. Suitable for ceiling and pendant lamps.



**5000–6000K
Cold white**

This color temperature is not used in residential areas. Most often used in technical rooms.

CRI index

Different types of lamps and fixtures can render colors differently, even if they have the same color temperature.

Color rendering depends on the completeness of the spectral composition of the radiation – a set of electromagnetic waves with different lengths and colors. The extent of rendering is measured using the color rendering index – CRI (Color Rendering Index). The reference light source is considered to be sunlight. Its color rendering index is 100. Thus, the higher the CRI of the lamp, the less the shades of objects deviate from their color in natural sunlight.

The temperature of light, determined by the spectral composition of radiation – the presence of certain wavelengths in it – can affect a person's well-being in different ways.

Warm light

Warm shades are best used in the evening hours, as they promote relaxation, soothe and help create a cozy atmosphere.

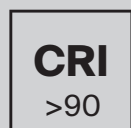
Neutral light

Lamps with neutral white light, which is most similar to sunlight at noon, are ideal for rooms in which they spend a lot of time, work for a long time.

Cold light

Cold light with a bluish tint significantly activates the human psyche, stimulates the nervous system. It is not recommended to use such light for a long time, since a short-term stimulating effect is followed by the opposite effect - slowdown, drowsiness, apathy.

Symbolic designation of an increased level of CRI



The value of the color rendering index determines how advantageous this or that shade will look in the interior.



High index
CRI



Average index
CRI



Low index
CRI

Color in the light

By making a mistake when choosing the color temperature of the lamps, you can significantly change the color perception of the interior.

The unpublicized rule of high-quality lighting design is to maintain the same color temperature within the same room or within the same zone. It is also important to consider the interaction of color temperature with the shades that are used in the interior.

Red color

Can be softened with warm orange light (2500-3000 K).

Orange color

(Intense) turns soft and pastel with a warm yellowish glow (3000K).

Yellow

Will become gray and inexpressive if lamps with a bluish tint (5000-6500 K) are used.

Green color

Can be softened to light green with warm orange light (2500-3000 K) or tinted with aquamarine using bright bluish light (4000 K).

Blue colour

Light sources of a neutral white shade (4000 K) can render most adequately.

Purple

With a yellowish tint of lighting will turn into red, so it is illuminated with high color temperatures (4000-5000 K).



Scattering angles

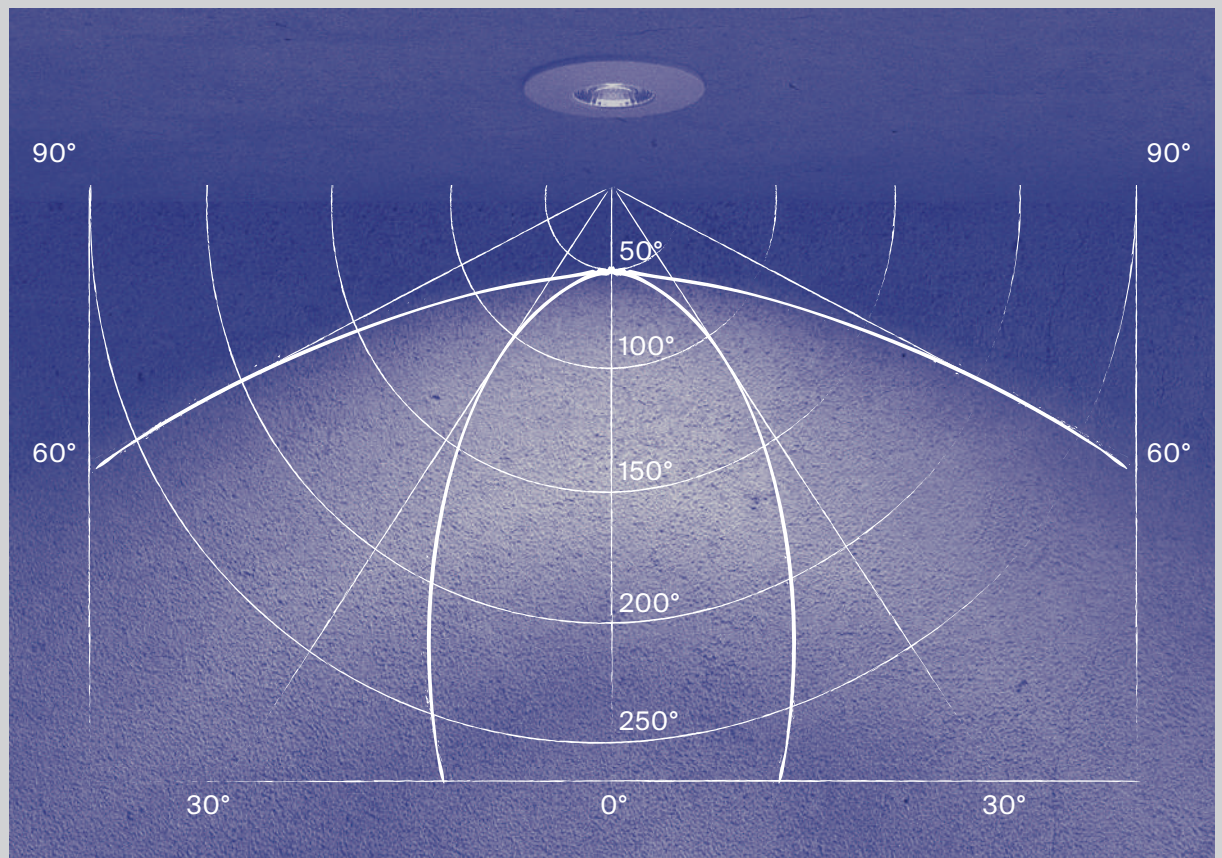

To describe the photometric body of a light fixture, lighting designers use photometric files. They allow you to simulate the distribution of light in a lighting scene using specialized programs. However, to work with light at a basic level, it is enough to understand one key parameter – the light scattering angle.

Scattering angle symbols

Directional luminaires



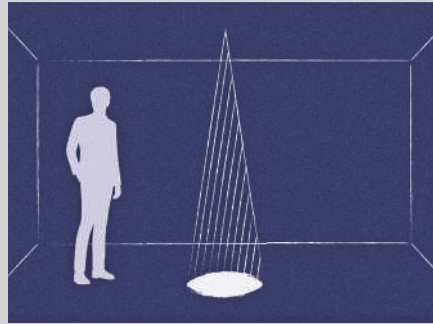
Omnidirectional luminaires



You can see photometric data at mayton.de

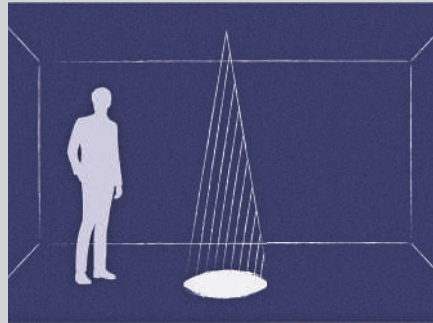
F – Flood (360 degrees)

Illumination of all planes of space without a strict direction to create a general illumination.



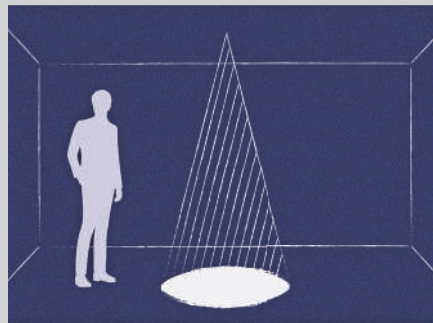
**SS – Super Spot
(0-15 degrees)**

Extra-narrow beam of light for bright, minimalist accents and highlights.



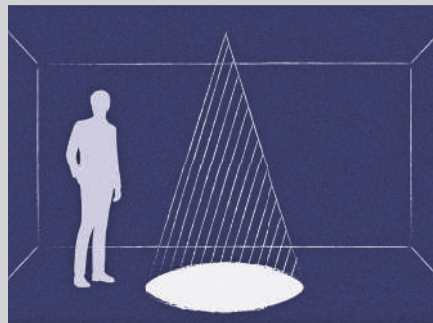
**S – Spot
(15-30 degrees)**

Narrow beam of light for directional illumination of interior objects and furniture.



**M – Medium
(30-50 degrees)**

A beam of light of medium width for local illumination of spaces and furniture, as well as for creating general lighting in a group with other luminaires.



**W – Wide
(50-80 degrees)**

Wide beam angle for general lighting in compact spaces.



**WW – Wash Wide
(больше 80 degrees)**

Extra-wide angle of light to create a flood effect that evenly illuminates surfaces in a space.

Comfort for your eyes

To create a comfortable light environment, it is necessary to take into account the quality of light, in particular, its glare effect. The glare effect of light is evaluated using a Unified Glare Rating – UGR (Unified Glare Rating).

The lower it is, the more comfortable the light environment is in terms of glare. For most rooms, a UGR value < 19 is sufficient


To reduce glare effect and reduce UGR, the following engineering solutions are used:



Hidden light source and optics

Lamps with a hidden light source and optics.

FOCUS LED Series



Acrylic diffusers


Lamps with high quality acrylic diffuser to reduce glare.

BASIS Series

Reduced level UGR symbol




Maytoni luminaires are specifically tested and engineered to reduce glare and reduce visual discomfort.



Recessed light source.

Luminaires with recessed light source. This eliminates direct and reflected glare and also creates protection against glare.


YIN Series



Wide scattering angle.

Diffused lighting luminaires are equipped with lenses. They clearly limit the scattering angle and soften aggressive light, making it comfortable and uniform. In this case, high-quality lenses with the highest possible light transmission are used, and the LED must have maximum brightness. Poor quality plastic lenses poorly deal with reducing glare and absorb up to 60% of the diode light flux.

ALFA Series



Anti-glare accessories.

Use of various anti-glare accessories. For example, Honeycomb and non-reflective glasses.

FOCUS LED Series



Functional lighting design

Applying a functional approach to lighting planning.

Orlo Series

Degree of protection IP

All luminaires can be divided according to operating conditions into three main groups: for interiors, for open spaces and for extreme environments (saunas, laboratories, explosive atmospheres, etc.).

This division is based on the protection of lamps in two main areas - from moisture and from dust. The degree of protection is described using the IP - Ingress Progression Rating system. The first number indicates the degree of protection against dust, the second - against moisture. The higher the rating, the higher the level of protection.

IP symbols



Types of luminaires according to the degree of IP protection:

IP 20

Indoor rooms (dry rooms without aggressive conditions).

IP 44

Wet rooms (WC facilities, shower cabins).

IP 54

Indoor rooms (bathrooms, shower cabins), outdoor premises under a canopy.

IP 65

Indoor rooms (bathrooms, shower cabins), street, outdoor premises.

IP 68

Possibility of immersion in water (pools, fountains).



The Maytoni range includes luminaires for all types of spaces.

Be sure to pay attention to the IP marking of the luminaire, especially when choosing lamps for bathrooms, kitchens and rooms with access to open air (loggias, balconies).

One-touch light

The most popular light control protocols are Wi-Fi, Bluetooth and Zigbee, each of which is most effective depending on the required range of use.

Light control protocols differ from each other like foreign languages – lamps operating within the same protocol interact perfectly with each other, but lamps operating on different protocols can only be combined together using auxiliary devices and systems. Some of the most popular smart ecosystems are Dali and Tuya.

Symbols for light control protocols





Track system Unity

SURFACE

TRACK 56



SURFACE

TRACK 56



BUILD-IN

TRACK 62



ACCESSORIES FOR SURFACE TRACK

POWER INPUTS 58



CONTACTING CONNECTORS 59



ACCESSORIES FOR BUILD-IN TRACK

POWER INPUTS 64



CONTACTING CONNECTORS 65



CONTACTING CONNECTORS 58



CONTACTING CONNECTORS 59



CONTACTING CONNECTORS 65



CONTACTING CONNECTORS 65



CONTACTING CONNECTORS 59



CONTACTING CONNECTORS 59



CONTACTING CONNECTORS 65



SPRING HOLDER 65



ACCESSORIES FOR SURFACE TRACK

ACCESSORIES FOR BUILD-IN TRACK

PLUGS 58

PLUGS 64



ACCESSORIES FOR PENDANT MOUNTING

CABLE SUSPENSIONS 60

CONNECTORS 60



Lamps for Unity track system

ELTI 90

FOCUS 70



FOCUS 72

FOCUS DESIGN 80

FOCUS LED 96


FOCUS MINI 76



FOCUS MINI 78



FOCUS S 82



FOCUS ZOOM 98



LIPARI 94



ONDA 108



ORLO 100



POINTS 116



RIM 114



VIRAR 88



VUORO 102



YIN 112




ZON 112



Track system Trinity

SURFACE

TRACK 120



ACCESSORIES FOR SURFACE TRACK

POWER INPUTS 122



CONTACTING CONNECTORS 123



CONTACTING CONNECTORS 123



CONTACTING CONNECTORS 123



CONTACTING CONNECTORS 123



CONTACTING CONNECTORS 124



CONTACTING CONNECTORS 124



CONTACTING CONNECTORS 125



PLUGS 122



JOINT AMPLIFIER 125



CABLE SUSPENSIONS 125



Lamps for Trinity track system

FOCUS 128



VUORO 130




Track system S35

SURFACE TRACK 138



BUILD-IN TRACK 142



ACCESSORIES FOR SURFACE TRACK

CONTACTING CONNECTORS 140



CONTACTING CONNECTORS 140



ACCESSORIES FOR BUILD-IN TRACK

CONTACTING CONNECTORS 144



CONTACTING CONNECTORS 144



CONTACTING CONNECTORS 140



SURFACE MOUNT RETAINER 140



CONTACTING CONNECTORS 144



CONTACTING CONNECTORS 144



PLUGS 140



PLUGS 142




UNIVERSAL ACCESSORIES

CABLE SUSPENSIONS 141



CABLE ATTACHMENT 141



DECORATIVE MOULDING 141



POWER SUPPLY UNITS 146



POWER CONNECTORS 146



POWER CONNECTORS 146



POWER CONNECTORS 146



Lamps for S35 track system

BASIS 150



BASIS 156



FOCUS LED 164



FOCUS LED 168



POINTS 160



POINTS 162



Track system Exility

SURFACE

TRACK

172



BUILD-IN

TRACK

176



ACCESSORIES FOR SURFACE TRACK

CONTACTING CONNECTORS

174



CONTACTING CONNECTORS

174



ACCESSORIES FOR BUILD-IN TRACK

CONTACTING CONNECTORS

178



CONTACTING CONNECTORS

178



CONTACTING CONNECTORS

174



RETAINER FOR SURFACE TRACK

174



CONTACTING CONNECTORS

178



CONTACTING CONNECTORS

178



CABLE SUSPENSIONS

174



POWER CONNECTORS 180



POWER CONNECTORS 180



POWER CONNECTORS 181



POWER SUPPLY UNITS 181



LIGHTING REMOTE 181



Lamps for Exility track system

BASIS 192



FOCUS LED 186



FOCUS LED 190



POINTS 194



LARC 196



RADO 198



Track system Radity

SURFACE

TRACK 202




HOLDER 202



ACCESSORIES FOR SURFACE TRACK


POWER CONNECTORS 204




CONTACTING CONNECTORS 204



CONTACTING CONNECTORS 204



CONTACTING CONNECTORS 204



CONTACTING CONNECTORS 204



CONTACTING CONNECTORS 204



CONTACTING CONNECTORS 204



POWER SUPPLY UNITS 205



Lamps for Radity track system


FOCUS LED 218



POINTS 212



BASIS 108



BASIS GRID 216



Light modules

ZON 226



RIM 240



RIM 244



RIM 250



RIM 254



RIM 258



TAU 264



TAU 265



TAU 266



TAU 270



TAU 272



TAU 268



Downlights

ALFA LED 292



ALFA LED 396



ALFA LED 298



ATOM 302



ATOM 302



ATOM 304



ATOM 305



ATOM 310



ATOM 311



ATOM 311



DOT 312



DOT 314



DOT 314



DOT 316



DOT 316



HOOP 328



HOOP 330



LIPARI 342



METAL MODERN 324



METAL MODERN 324



OKNO 344



OKNO 344



PHANTON 332



REIF 286



REIF 285



SHARE 288



SHARE 289



SHARE 296



SHARE 287



SLIM 326



STARK 300



STARK 300



STOCKTON 334



YIN 336



YIN 336



ZEN 340



ZOOM 318



ZOOM 319



ZOOM 378



ZOOM 322



ZOOM 321



Ceiling lights

ALFA LED 398
■ □



ALFA LED 399
■ ■



ALFA LED 402
■ ■



ATOM 390
■ □



ATOM 390
■ □



DAFNE 408
■ □



ELTI 376
■ □



ELTI 378
■ □ ■



FOCUS 356
■ □ ■



FOCUS 356
■ □ ■



FOCUS 360
■ □ ■ ■



FOCUS DESIGN 370
■ □ ■




FOCUS LED 372
■ □




FOCUS LED 374
■ □



FOCUS S 362 **FOCUS S** 364 **FOCUS S** 366 **FOCUS S** 368



FOCUS S 369 **HOOP** 396 **HOOP** 396 **LIPARI** 392



ONDA 406 **ORLO** 394 **PLANET** 410 **SLIM** 386



SLIM 386 **SLIM** 388 **SLIM** 388 **TREO** 404



TREO 404

YIN 412

ZOOM 382

ZOOM 384



Wall lights

COMODO 442

FOCUS DESIGN 418



FOCUS S 422

FOCUS S 422

IOS 176 440

IOS 176 440



KILT 424

MIRAX 434

MIRAX 436

MIRAX 436



PARMA 456



PARS 426



PARS 430



PARS 430



ROND 432



STEM 446



TRAME 448



TRAME 450




TRAME 454



Lenses and filters

LENSES 184

FILTERS 184



Pendant light

ARROW	490	BASIS	476
■ □ ■		■ □	
FOCUS	466	FOCUS LED	470
■ □ ■		■ □	
LIPARI	494	LUNA	472
■ □ ■		■	
LUNA	474	NEVILL	492
■		■ □	
ORLO	496	PESO	498
■ □		■ □	
POINTS	478	RAY	486
■ □		■ □ ■	
		STEP	480
		■ □ ■	
		SHELBY	468
		■ □ ■	

Maytoni
Technical

TRACK SYS

Present
illuminated

Track lighting
systems

SYSTEMS

Lamps
and accessories


Track systems

Any track system consists of connecting components, tracks and lamps that are attached to them. The main advantage over other lighting solutions is that each lamp can be freely moved along the track.

Track systems are a modern way to solve interior lighting problems, which has come into everyday life from large industrial facilities. Tracks are highly functional and allow you to create multi-level lighting, which can be easily adapted to any task and need in the future.



Each lamp is easily fixed and connected to a power source at any arbitrary point on the track. Track lighting is completed and mounted according to the principle of a modular constructor. You can simultaneously fix lamps of both directional and diffused light on one track, as well as combine them into groups at the installation stage. This allows you to create lighting scenarios as accurately and efficiently as possible that meet the characteristics of the interior and the rhythm of the life of the people inside it.

Track lighting systems are not suitable for rooms with high humidity due to the presence of exposed conductive elements.



Key advantages of track systems

1. Easy-to install even in rooms with complex engineering communications.
2. Compactness of the light system, regardless of the area of space.
3. High energy efficiency of lighting solution.
4. Free variability and adjustability of the track contours of the system.
5. Large selection and easy interchangeability of lamps in the tracks




S35 Track System Components

Track types


There are many track standards, but the most common are single-phase, three-phase and low-voltage magnetic tracks, which are used in Maytoni.

In single-phase tracks, 2 current-carrying conductors are laid: phase and neutral, and in three-phase tracks - 4 current-carrying conductors: 3 phases and neutral. These types of tracks differ from each other in that one independent group of lamps can be mounted on the first ones, and up to 3 groups can be placed on the second ones at the same time, each of which will be controlled from its own switch (or keys on the general switch).

Single- phase track



Three -phase track






Maytoni track systems are based on two types of track mounts: mechanical and magnetic.

In mechanical tracks, lamps are attached using adapters. They physically press the lamps down to the inner part of the track using the springs. In magnetic tracks, lamps are attached by magnets.



Mechanical fastening of the lamp in the track




Magnetic fastening of the lamp in the track

Types of track mounting

You can choose the type of mounting in one track system that best of all suits the design of the room. The combination of different types of mounting allows the use of lamps from the same series on different types of surfaces.

Examples of Exility Magnetic System
Mounting options




Various mounting options are available, which are suitable for different initial interior coatings and structures.



Surface

The track is mounted directly on a flat surface of the ceiling or wall using self-tapping screws.



Pendant

Modification of the removable track which is fixed to the ceiling on special cables.



Built-in under a stretch ceiling

Modification of the track installation using a special profile that allows you to make the hidden installation of the track in a stretch ceiling.



Built-in under drywall

The track is built into the plasterboard ceiling, making it less visible and practically does not protrude beyond the ceiling surface.

Unity

Single-phase track system



Basic system for unified lighting scenarios.




The minimum allowable distance between lamps on the track is 25 cm.

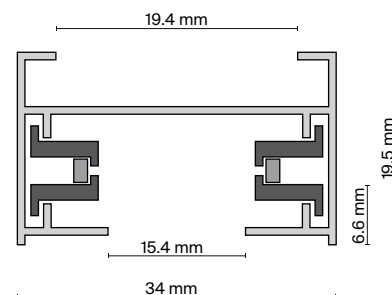

Elements of a single-phase track system Unity for surface and pendant mounting

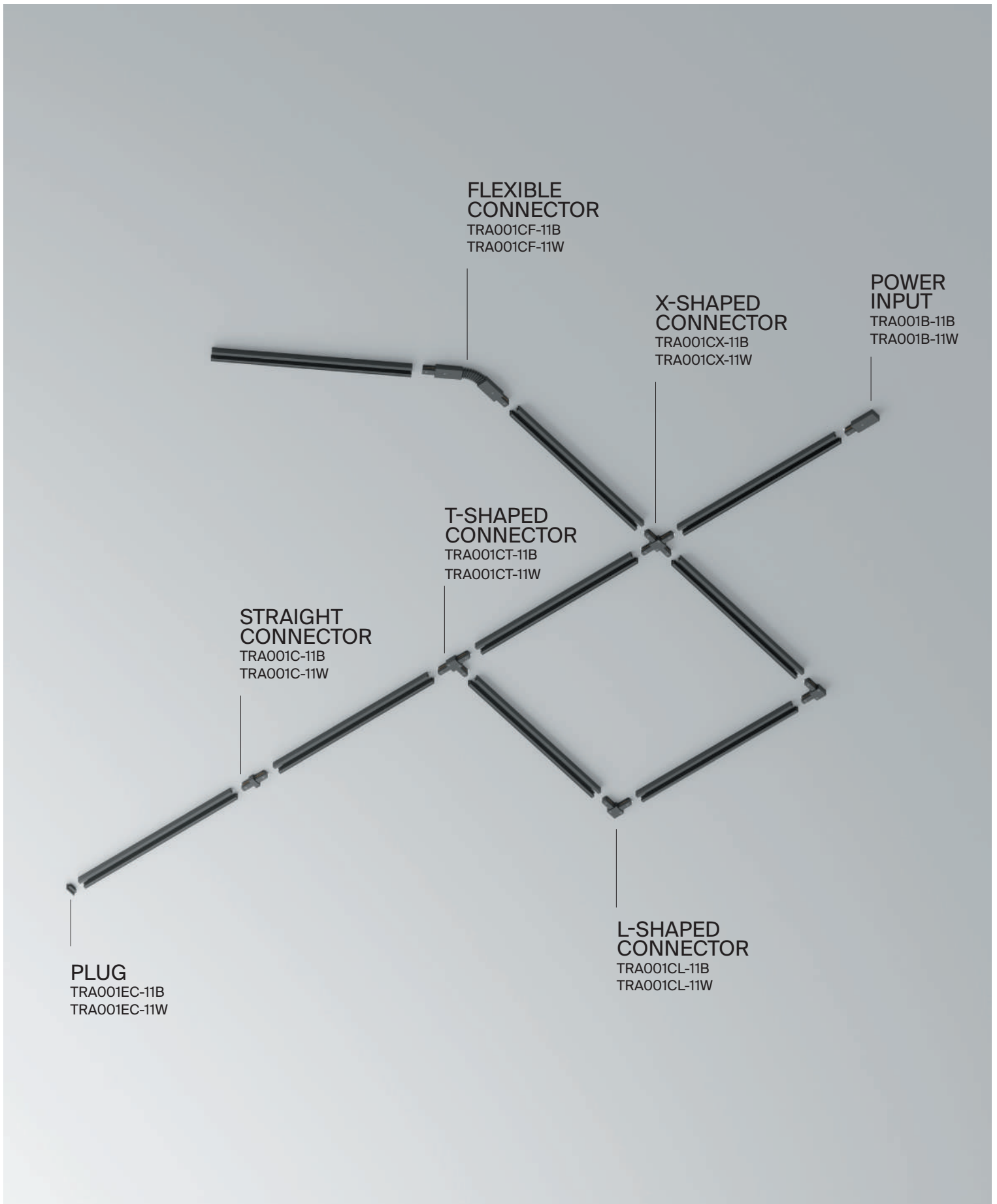


SYSTEM ELEMENT	COLOR	ARTICLE	SIZE
TRACK	■ BLACK	TRX001-111B	H20 X W34 X L1000
	□ WHITE	TRX001-111W	H20 X W34 X L1000
	■ BLACK	TRX001-112B	H20 X W34 X L2000
	□ WHITE	TRX001-112W	H20 X W34 X L2000



TRACK	■ BLACK	TRA010-1-BS-B
	□ WHITE	TRA010-1-BS-W






SINGLE-PHASE UNITY TRACK SYSTEM.

Elements of a single-phase track system Unity for surface and pendant mounting



SYSTEM ELEMENT	COLOR	ARTICLE
PLUG	<input checked="" type="checkbox"/> BLACK	TRA001EC-11B
	<input type="checkbox"/> WHITE	TRA001EC-11W
POWER INPUT	<input checked="" type="checkbox"/> BLACK	TRA001B-11B
	<input type="checkbox"/> WHITE	TRA001B-11W
STRAIGHT CONNECTOR	<input checked="" type="checkbox"/> BLACK	TRA001C-11B
	<input type="checkbox"/> WHITE	TRA001C-11W



SYSTEM ELEMENT	COLOR	ARTICLE
L-SHAPED CONNECTOR	■ BLACK	TRA001CL-11B
	□ WHITE	TRA001CL-11W




T-SHAPED CONNECTOR	■ BLACK	TRA001CT-11B
	□ WHITE	TRA001CT-11W



X-SHAPED CONNECTOR	■ BLACK	TRA001CX-11B
	□ WHITE	TRA001CX-11W



FLEXIBLE CONNECTOR	■ BLACK	TRA001CF-11B
	□ WHITE	TRA001CF-11W



Elements of a single-phase track system Unity for surface and pendant mounting




SYSTEM ELEMENT	COLOR	ARTICLE
CONNECTORS FOR PENDANT MOUNTING OF LAMPS IN A TRACK	■ BLACK	TRA011-1-A-B
	□ WHITE	TRA011-1-A-W



CABLE SUSPENSION	■ BLACK	TRA001CW-11B
	□ WHITE	TRA001CW-11W



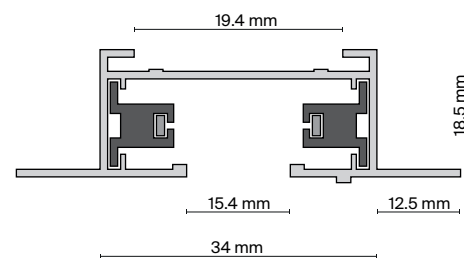
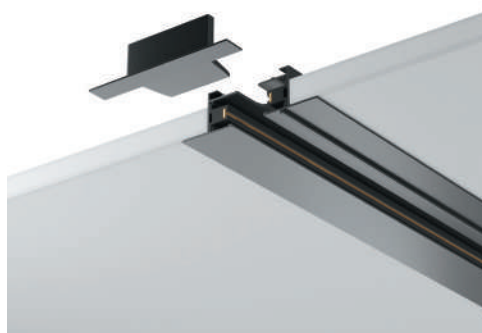


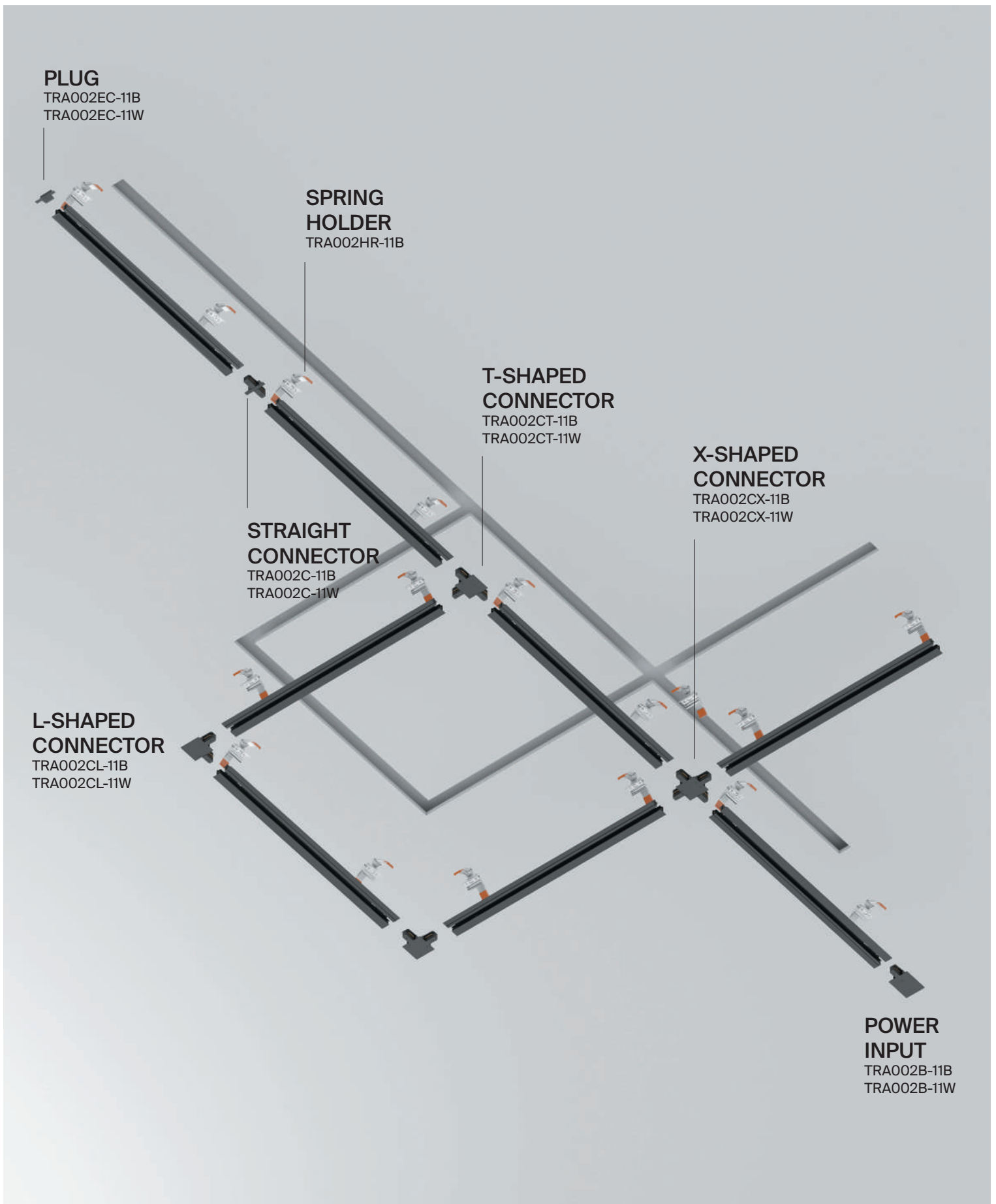
TRA001CW-11B

Elements of a single-phase track system Unity for in-built installation



SYSTEM ELEMENT	COLOR	ARTICLE	SIZE
BUSBAR	■ BLACK	TRX004-111B	H20 X W60 X L1000
	□ WHITE	TRX004-111W	H20 X W60 X L1000
	■ BLACK	TRX004-112B	H20 X W60 X L2000
	□ WHITE	TRX004-112W	H20 X W60 X L2000





SINGLE-PHASE BUILD-IN UNITY TRACK SYSTEM.

Elements of a single-phase track system Unity for in-built installation






SYSTEM ELEMENT	COLOR	ARTICLE
STRAIGHT CONNECTOR	<input checked="" type="checkbox"/> BLACK	TRA002C-11B
	<input type="checkbox"/> WHITE	TRA002C-11W



POWER INPUT	<input checked="" type="checkbox"/> BLACK	TRA002B-11B
	<input type="checkbox"/> WHITE	TRA002B-11W



PLUG	<input checked="" type="checkbox"/> BLACK	TRA002EC-11B
	<input type="checkbox"/> WHITE	TRA002EC-11W



SYSTEM ELEMENT	COLOR	ARTICLE
L-SHAPED CONNECTOR	■ BLACK	TRA002CL-11B
	□ WHITE	TRA002CL-11W



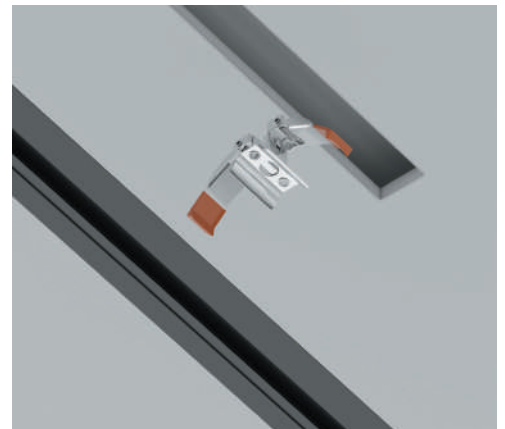

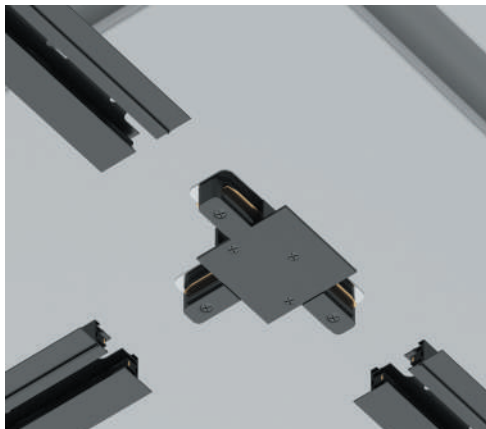
T-SHAPED CONNECTOR	■ BLACK	TRA002CT-11B
	□ WHITE	TRA002CT-11W



X-SHAPED CONNECTOR	■ BLACK	TRA002CX-11B
	□ WHITE	TRA002CX-11W













SPRING HOLDER	■ SILVER	TRA002HR-11B
---------------	----------	--------------



Lamps for Unity single-phase track system

BASE

<p>GU10</p> 	<p>FOCUS 70</p> 	<p>FOCUS 72</p> 	<p>FOCUS MINI 76</p> 	<p>FOCUS MINI 76</p> 
<p>FOCUS DESIGN 80</p> 	<p>FOCUS S 82</p> 	<p>VIRAR 88</p> 	<p>ELTI 90</p> 	
<p>LIPARI 94</p> 				

LED

S	VUORO	102	YIN	110
S-W	FOCUS ZOOM	98	FOCUS ZOOM	98
M	POINTS	116		
W	FOCUS LED	96	FOCUS LED	96

Lamps for Unity single-phase track system

LED

WW	ONDA	108	ZON	112	ORLO	100
		 4K 3K		 4K 3K		 4K 3K
	RIM	114				
		 4K 3K				



TR044-1-12W4K-B

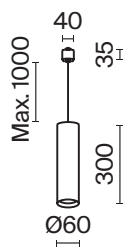
Focus


^{EN} Metal body. The recessed light source provides visual comfort and prevents glare effect. Adjustable cable length. Removable lamp with GU10 base (not included).

^{DE} Metallrahmen. Die versenkte Lichtquelle sorgt für Sehkomfort und verhindert Blendung. Verstellbare Seillänge. Auswechselbares Leuchtmittel mit einer Fassung GU10 (nicht im Lieferumfang enthalten).

^{IT} Corpo in metallo. La sorgente luminosa incassata offre comfort visivo e previene l'abbagliamento. Lunghezza del cavo regolabile. Lampadina di ricambio con attacco GU10 (non inclusa).

^{FR} Corps métallique. La source de lumière encastrée procure un confort visuel et évite l'effet d'éblouissement. Longueur du câble réglable. Ampoule amovible à culot GU10 (non comprise dans le lot).



LAMP	NUMBER OF LAMPS	COLOR	ARTICLE	MAX W LAMPS	IP
GU10	1 x GU10	■ BLACK	TR025-1-GU10-B	50 W	IP 20
	1 x GU10	□ WHITE	TR025-1-GU10-W	50 W	IP 20



TR025-1-GU10-B

Recessed light source for anti-glare effect.



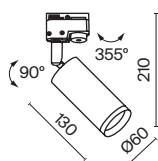
Focus






^{EN} Metal body. Shades: white, black, gold, graphite, MATTE and glossy gold. The recessed light source provides visual comfort and prevents glare effect. Swivel mechanism for adjusting the light flux. Removable lamp with GU10 base (not included).

^{DE} Metallrahmen. Farbtöne: Weiß, Schwarz, Gold, Graphit, mattes und glänzendes Gold. Die versenkte Lichtquelle sorgt für Sehkomfort und verhindert Blendung. Schwenkvorrichtung zur Einstellung des Lichtstroms. Auswechselbares Leuchtmittel mit einer Fassung GU10 (nicht im Lieferumfang enthalten).

^{IT} Corpo in metallo. Tonalità: bianco, nero, oro, grafite, oro opaco e lucido. La sorgente luminosa incassata offre comfort visivo e previene l'abbagliamento. Meccanismo girevole per la regolazione del flusso luminoso. Lampadina di ricambio con attacco GU10 (non inclusa).

^{FR} Corps métallique. Teintes: blanc, noir, doré, graphite, doré mat et brillant. La source de lumière encastrée procure un confort visuel et évite l'effet d'éblouissement. Mécanisme pivotant pour le réglage de l'orientation de la lumière. Ampoule amovible à culot GU10 (non comprise dans le lot).




LAMP	NUMBER OF LAMPS	COLOR	ARTICLE	MAX W LAMPS	IP
	1 X GU10	 BLACK	TR004-1-GU10-B	50 W	IP 20
	1 X GU10	 WHITE	TR004-1-GU10-W	50 W	IP 20
	1 X GU10	 GRAPHITE	TR004-1-GU10-GF	50 W	IP 20
	1 X GU10	 MATTE GOLD	TR004-1-GU10-MG	50 W	IP 20



TR004-1-GU10-B

Recessed light source for anti-glare effect.







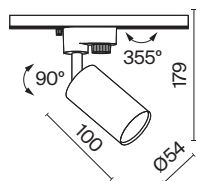
Focus Mini


^{EN} Metal body. Removable lamp with GU10 base (not included).

^{DE} Metallrahmen. Auswechselbares Leuchtmittel mit einer Fassung GU10 (nicht im Lieferumfang enthalten).

^{IT} Corpo in metallo. Lampadina di ricambio con attacco GU10 (non inclusa).

^{FR} Corps métallique. Ampoule amovible à culot GU10 (non comprise dans le lot).



LAMP	NUMBER OF LAMPS	COLOR	ARTICLE	MAX W LAMPS	IP
GU10	1 X GU10	■ BLACK	TR002-1-GU10-B	50 W	IP 20
	1 X GU10	□ WHITE	TR002-1-GU10-W	50 W	IP 20



TR004-1-GU10-B

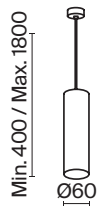
Recessed light source for anti-glare effect.




Focus Mini

^{EN} Metal body. Removable lamp with GU10 base (not included).
^{DE} Metallrahmen. Auswechselbares Leuchtmittel mit einer Fassung GU10 (nicht im Lieferumfang enthalten).
^{IT} Corpo in metallo. Lampadina di ricambio con attacco GU10 (non inclusa).
^{FR} Corps métallique. Ampoule amovible à culot GU10 (non comprise dans le lot).

B



LAMP	NUMBER OF LAMPS	COLOR	ARTICLE	MAX W LAMPS	IP
GU10	1 X GU10	■ BLACK	TR008-1-GU10-B	50 W	IP 20
	1 X GU10	□ WHITE	TR008-1-GU10-W	50 W	IP 20



TR008-1-GU10-B

Recessed light source for anti-glare effect.



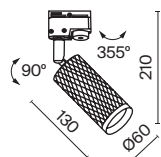
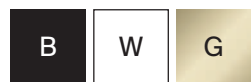
Focus Design


^{EN} Metal body with textured pattern. The recessed light source provides visual comfort and prevents glare effect. Swivel mechanism to adjust the light direction. Removable lamp with GU10 base (not included).

^{DE} Rahmen aus Metall mit strukturiertem Muster. Die versenkte Lichtquelle sorgt für Sehkomfort und verhindert Blendung. Schwenkvorrichtung zur Einstellung des Lichtstroms. Auswechselbares Leuchtmittel mit einer Fassung GU10 (nicht im Lieferumfang enthalten).

^{IT} Corpo in metallo con motivo strutturato. La sorgente luminosa incassata offre comfort visivo e previene l'abbagliamento. Meccanismo girevole per regolare la direzione della luce. Lampadina di ricambio con attacco GU10 (non inclusa).

^{FR} Cops en métal avec motif texturé. La source de lumière encastrée procure un confort visuel et évite l'effet d'éblouissement. Mécanisme pivotant pour le réglage de l'orientation de la lumière. Ampoule amovible à culot GU10 (non comprise dans le lot).




LAMP	NUMBER OF LAMPS	COLOR	ARTICLE	MAX W LAMPS	IP
GU10	1 x GU10	■ BLACK	TR011-1-GU10-B	50 W	IP 20
	1 x GU10	□ WHITE	TR011-1-GU10-W	50 W	IP 20
	1 x GU10	■ GOLD	TR011-1-GU10-G	50 W	IP 20



TR011-1-GU10-B TR011-1-GU10-W TR011-1-GU10-G

Recessed light source for anti-glare effect.



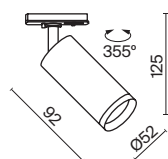
Focus S


^{EN} Metal body. Swivel mechanism for 360° horizontal and 90° vertical light adjustment. Flat, invisible bus bar mounting adapter. The recessed light source provides visual comfort and prevents glare effect. Removable lamp with GU10 base (not included).

^{DE} Metallrahmen. Schwenkvorrichtung zur Einstellung des Lichtstroms um 360° horizontal und 90° vertikal. Flacher, unauffälliger Adapter zur Sammelschienen-Befestigung. Die versenkte Lichtquelle sorgt für Sehkomfort und verhindert Blendung. Auswechselbares Leuchtmittel mit einer Fassung GU10 (nicht im Lieferumfang enthalten).

^{IT} Corpo in metallo. Meccanismo girevole per la regolazione della luce a 360° in orizzontale e 90° in verticale. Adattatore di montaggio per sbarre piatto e poco appariscente. La sorgente luminosa incassata offre comfort visivo e previene l'abbagliamento. Lampadina di ricambio con attacco GU10 (non inclusa).

^{FR} Corps métallique. Mécanisme pivotant pour un réglage du flux lumineux à 360° sur le plan horizontal et à 90° sur le plan vertical. Adaptateur plat et discret de fixation sur rail. La source de lumière encastrée procure un confort visuel et évite l'effet d'éblouissement. Ampoule amovible à culot GU10 (non comprise dans le lot).



LAMP	NUMBER OF LAMPS	COLOR	ARTICLE	MAX W LAMPS	IP
GU10	1 x GU10	■ BLACK	TR020-1-GU10-B	10 W	IP 20
	1 x GU10	□ WHITE	TR020-1-GU10-W	10 W	IP 20



TR020-1-GU10-B TR020-1-GU10-W

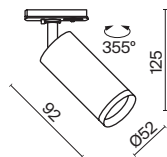
Recessed light source for anti-glare effect.




Focus S



S	G	GF	MG
W	W	W	W



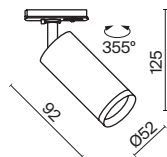


LAMP	NUMBER OF LAMPS	COLOR	ARTICLE	MAX W LAMPS	IP
GU10	💡 1 X GU10	👉 SILVER / WHITE	TR020-1-U-GU10-WS	10 W	IP 20
	💡 1 X GU10	👉 GOLD / WHITE	TR020-1-U-GU10-WG	10 W	IP 20
	💡 1 X GU10	👉 GRAPHITE / WHITE	TR020-1-U-GU10-WGF	10 W	IP 20
	💡 1 X GU10	👉 MATTE GOLD / WHITE	TR020-1-U-GU10-WMG	10 W	IP 20


Focus S



S	G	GF	MG
B	B	B	B





LAMP	NUMBER OF LAMPS	COLOR	ARTICLE	MAX W LAMPS	IP
GU10	💡 1 X GU10	■ SILVER / BLACK	TR020-1-U-GU10-BS	10 W	IP 20
	💡 1 X GU10	■ GOLD / BLACK	TR020-1-U-GU10-BG	10 W	IP 20
	💡 1 X GU10	■ GRAPHITE / BLACK	TR020-1-U-GU10-BGF	10 W	IP 20
	💡 1 X GU10	■ MATTE GOLD / BLACK	TR020-1-U-GU10-BMG	10 W	IP 20

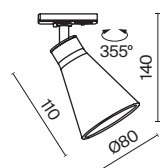
Virar


^{EN} Metal body. Swivel mechanism to adjust the light direction. The recessed light source, a lamp with GU10 base (not included), provides visual comfort and prevents glare effect.

^{DE} Metallrahmen. Schwenkvorrichtung zur Einstellung des Lichtstroms. Die versenkte Lichtquelle – Leuchtmittel mit einer Fassung GU10 (nicht im Lieferumfang enthalten) – sorgt für Sehkomfort und verhindert Blendung.

^{IT} Corpo in metallo. Meccanismo girevole per regolare la direzione della luce. La sorgente luminosa incassata - una lampadina GU10 (non inclusa) - offre comfort visivo e previene l'abbagliamento.

^{FR} Corps en métal. Mécanisme pivotant pour le réglage de l'orientation de la lumière. La source de lumière encastrée - ampoule à culot GU10 (non comprise dans le lot) - procure un confort visuel et évite l'effet d'éblouissement



LAMP	NUMBER OF LAMPS	COLOR	ARTICLE	MAX W LAMPS	IP
GU10	1 x GU10	■ BLACK	TR022-1-GU10-B	10 W	IP 20
	1 x GU10	□ WHITE	TR022-1-GU10-W	10 W	IP 20



TR022-1-GU10-B

Recessed light source for anti-glare effect.

Adjustment of the direction of the light flux 360° in the horizontal plane and 90° in the vertical plane.



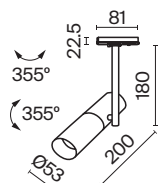

Elti


^{EN} Metal body. Swivel mechanism to adjust the light direction. The recessed light source, a lamp with GU10 base (not included), provides visual comfort and prevents glare effect.

^{DE} Metallrahmen. Schwenkvorrichtung zur Einstellung des Lichtstroms. Die versenkte Lichtquelle – Leuchtmittel mit einer Fassung GU10 (nicht im Lieferumfang enthalten) – sorgt für Sehkomfort und verhindert Blendung.

^{IT} Corpo in metallo. Meccanismo girevole per regolare la direzione della luce. La sorgente luminosa incassata - una lampadina GU10 (non inclusa) - offre comfort visivo e previene l'abbagliamento.

^{FR} Corps en métal. Mécanisme pivotant pour le réglage de l'orientation de la lumière. La source de lumière encastrée - ampoule à culot GU10 (non comprise dans le lot) - procure un confort visuel et évite l'effet d'éblouissement.




LAMP	NUMBER OF LAMPS	COLOR	ARTICLE	MAX W LAMPS	IP
GU10	1 x GU10	■ BLACK	TR005-1-GU10-B	50 W	IP 20
	1 x GU10	□ WHITE	TR005-1-GU10-W	50 W	IP 20
	1 x GU10	■ BLACK / GOLD	TR005-1-GU10-BG	50 W	IP 20



TR005-1-GU10-BG

Decorative body with recessed light source for anti-glare effect.







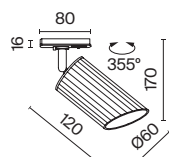
Lipari

^{EN} Metal body with a corrugated texture, asymmetrical cut. Swivel mechanism. The recessed light source, a lamp with GU10 base (not included), provides visual comfort and prevents glare effect.

^{DE} Metallrahmen mit geriffelter Textur, asymmetrischer Schnitt. Schwenkvorrichtung. Die versenkte Lichtquelle – Leuchtmittel mit einer Fassung GU10 (nicht im Lieferumfang enthalten) – sorgt für Sehkomfort und verhindert Blendung.

^{IT} Corpo in metallo con trama ondulata, taglio asimmetrico. Meccanismo girevole. La sorgente luminosa incassata - una lampadina GU10 (non inclusa) - offre comfort visivo e previene l'abbagliamento.

^{FR} Corps métallique avec motif texturé, coupe asymétrique. Mécanisme pivotant. La source de lumière encastrée – ampoule à culot GU10 (non comprise dans le lot) – procure un confort visuel et évite l'effet d'éblouissement.



LAMP	NUMBER OF LAMPS	COLOR	ARTICLE	MAX W LAMPS	IP
GU10	1 x GU10	MATTE GOLD / BLACK	TR087-1-GU10-B	35 W	IP 20
	1 x GU10	MATTE GOLD / WHITE	TR087-1-GU10-W	35 W	IP 20



TR087-1-GU10-B

Decorative polygonal texture of the body in combination with a beveled accent light source border.



Focus LED

^{EN} Metal body. The LED light source is recessed into the body. The lens provides a bright key-light. Low UGR level (no blinding). Highcolor rendering index. Swivel mechanism.

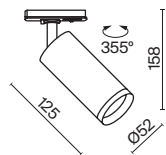
^{DE} Metallrahmen. Die im Rahmen versenkte LED-Lichquelle. Die Linse liefert helles gerichtetes Licht. Niedrige UGR-Werte (keine Blendung). Hoher Farbwiedergabeindex. Schwenkvorrichtung.


^{IT} Corpo in metallo. La sorgente luminosa a LED è incassata nel corpo. La lente fornisce una luce direzionale brillante. Basso UGR (non abbaglia). Alto indice di resa cromatica. Meccanismo girevole.

^{FR} Corps métallique. Source de lumière LED encastrée. La lentille assure une orientation nette de la lumière. Faible taux d'éblouissement UGR (n'éblouit pas). Fort indice de rendu de couleur. Mécanisme pivotant.



LEDS EPISTAR




SCATTERING ANGLE	CCT	COLOR	ARTICLE	POWER	LIGHT FLUX	DIMMABLE	IP
WIDE 	3K WARM	■ BLACK	TR021-1-12B3K-W-B	12 W	900 LM	NO	IP20
	3K WARM	■ BLACK	TR021-1-12B3K-W-D-B	12 W	900 LM	TRIAC	IP20
	3K WARM	□ WHITE	TR021-1-12W3K-W-W	12 W	900 LM	NO	IP20
	3K WARM	□ WHITE	TR021-1-12W3K-W-D-W	12 W	900 LM	TRIAC	IP20
	4K DAY	■ BLACK	TR021-1-12B4K-W-B	12 W	900 LM	NO	IP20
	4K DAY	■ BLACK	TR021-1-12B4K-W-D-B	12 W	900 LM	TRIAC	IP20
	4K DAY	□ WHITE	TR021-1-12W4K-W-W	12 W	900 LM	NO	IP20
	4K DAY	□ WHITE	TR021-1-12W4K-W-D-W	12 W	900 LM	TRIAC	IP20



TR021-1-12B3K-W-B

Compatible with lenses and anti-glare filters (p. 184).

CRI>90 *High color rendering index allows you to maximize the interior colors.



UGR<15 *Ultra-low Unified Glare Rating. The lamp is suitable for use in reading nooks and relaxing areas.

Focus ZOOM

^{EN} Metal body. The LED light source is recessed into the body. Adjustable scattering angle (from 15° to 50°). Low glare level (UGR 15). Highcolor rendering index. Dimmer. Swivel mechanism.

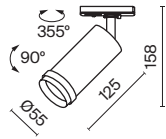
^{DE} Metallrahmen. Die im Rahmen versenkte LED-Lichquelle. Einstellbarer Lichtstreuungswinkel (15° bis 50°). Niedrige Blendwirkung (UGR 15). Hoher Farbwiedergabeindex. Dimmer. Schwenkvorrichtung.

^{IT} Corpo in metallo. La sorgente luminosa a LED è incassata nel corpo. Angolo di diffusione regolabile (da 15° a 50°). Abbagliamento ridotto (UGR 15). Alto indice di resa cromatica. Dimmer. Meccanismo girevole.

^{FR} Corps métallique. Source de lumière LED encastrée. Angle de diffusion réglable (de 15° à 50°). Faible taux d'éblouissement (UGR 15). Fort indice de rendu de couleur. Variateur. Mécanisme pivotant.



LEDS EPISTAR



SCATTERING ANGLE	CCT	COLOR	ARTICLE	POWER	LIGHT FLUX	DIMMABLE	IP
	3K WARM	■ BLACK	TR021-1-12B3K-Z-B	12 W	900 LM	NO	IP20
	3K WARM	■ BLACK	TR021-1-12B3K-Z-D-B	12 W	900 LM	TRIAC	IP20
	3K WARM	□ WHITE	TR021-1-12B3K-Z-W	12 W	900 LM	NO	IP20
	3K WARM	□ WHITE	TR021-1-12B3K-Z-D-W	12 W	900 LM	TRIAC	IP20
	4K DAY	■ BLACK	TR021-1-124K-Z-B	12 W	900 LM	NO	IP20
	4K DAY	■ BLACK	TR021-1-12B4K-Z-D-B	12 W	900 LM	TRIAC	IP20
	4K DAY	□ WHITE	TR021-1-12B4K-Z-W	12 W	900 LM	NO	IP20
	4K DAY	□ WHITE	TR021-1-12B4K-Z-D-W	12 W	900 LM	TRIAC	IP20



TR021-1-12B3K-Z-B

UGR<15 *Ultra-low Unified Glare Rating. The lamp is suitable for use in reading nooks and relaxing areas.

CRI>90 *High color rendering index allows you to maximize the interior colors.



15° - 50° beam angle adjustment.


Orlo

^{EN} Metal body. The recessed LED light source is hidden under an opal diffuser. Wide scattering angle is 120°. Highcolor rendering index. Swivel mechanism.
^{DE} Metallrahmen. Die versenkte LED-Lichtquelle ist unter einem opalen Diffusor verborgen. Breiter Lichtstreuwinkel 120°. Hoher Farbwiedergabeindex. Schwenkvorrichtung.
^{IT} Corpo in metallo. La sorgente luminosa LED ad incasso è nascosta sotto un diffusore opalino. Ampio angolo di diffusione 120°. Alto indice di resa cromatica. Meccanismo girevole.
^{FR} Corps métallique. Source de lumière LED encastrée dissimulée sous un diffuseur opale. Grand angle de diffusion de 120°. Fort indice de rendu de couleur. Mécanisme pivotant.



LEDS SANAN



SCATTERING ANGLE	CCT	COLOR	ARTICLE	POWER	LIGHT FLUX	DIMMABLE	IP
 120°	3K WARM	■ BLACK	TR085-1-5W3K-B	5 W	200 LM	NO	IP20
	3K WARM	□ WHITE	TR085-1-5W3K-W	5 W	200 LM	NO	IP20
	4K DAY	■ BLACK	TR085-1-5W4K-B	5 W	200 LM	NO	IP20
	4K DAY	□ WHITE	TR085-1-5W4K-W	5 W	200 LM	NO	IP20

100



TR085-1-5W3K-B

CRI>90 *High color rendering index allows you to maximize the interior colors.

Recessed light source for anti-glare effect.



Vuoro

^{EN} Metal body. The light source is an LED module. Swivel mechanism. Highcolor rendering index and low glare effect.

^{DE} Metallrahmen. Die Lichtquelle ist ein LED-Modul. Schwenkvorrichtung. Hoher Farbwiedergabeindex und niedrige Blendwirkung.

^{IT} Corpo in metallo. La sorgente luminosa è un modulo LED. Meccanismo girevole. Alto indice di resa cromatica e basso abbagliamento.

^{FR} Corps métallique. Source de lumière: module LED. Mécanisme pivotant. Fort indice de rendu de couleur et faible taux d'éblouissement.



LEDS SANAN

CHOOSE A COLOR



BLACK / WHITE

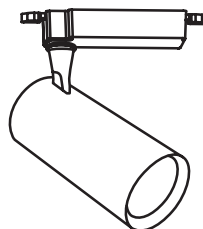
CHOOSE YOUR COLOR TEMPERATURE



WARM / DAY

CHOOSE SIZE AND POWER

6W × Ø58 / 10W × Ø78 / 15W × Ø89 / 26W × Ø89





TR003-1-6W3K-S-B


CRI > 90 *High color rendering index allows you to maximize the interior colors.

Adjustment of the direction of the light flux 360° in the horizontal plane and 90° in the vertical plane.



UGR < 19 *Recommended for reading, writing, working at a computer, training, relaxing, studying.





Vuoro

^{EN} Metal body. The light source is an LED module. Swivel mechanism. Highcolor rendering index and low glare effect.

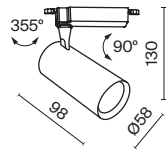
^{DE} Metallrahmen. Die Lichtquelle ist ein LED-Modul. Schwenkvorrichtung. Hoher Farbwiedergabeindex und niedrige Blendwirkung.


^{IT} Corpo in metallo. La sorgente luminosa è un modulo LED. Meccanismo girevole. Alto indice di resa cromatica e basso abbagliamento.

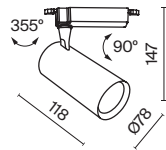
^{FR} Corps métallique. Source de lumière: module LED. Mécanisme pivotant. Fort indice de rendu de couleur et faible taux d'éblouissement.




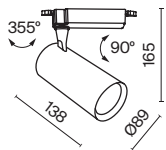
LEDS SANAN



SCATTERING ANGLE	CCT	COLOR	ARTICLE	POWER	LIGHT FLUX	DIMMABLE	IP
SPOT 	3K WARM	BLACK	TR003-1-6W3K-S-B	6 W	450 LM	NO	IP 20
	3K WARM	WHITE	TR003-1-6W3K-S-W	6 W	450 LM	NO	IP 20
	4K DAY	BLACK	TR003-1-6W4K-S-B	6 W	500 LM	NO	IP 20
	4K DAY	WHITE	TR003-1-6W4K-S-W	6 W	500 LM	NO	IP 20



SCATTERING ANGLE	CCT	COLOR	ARTICLE	POWER	LIGHT FLUX	DIMMABLE	IP
SPOT 	3K WARM	BLACK	TR003-1-10W3K-S-B	10 W	850 LM	NO	IP 20
	3K WARM	WHITE	TR003-1-10W3K-S-W	10 W	850 LM	NO	IP 20
	4K DAY	BLACK	TR003-1-10W4K-S-B	10 W	900 LM	NO	IP 20
	4K DAY	WHITE	TR003-1-10W4K-S-W	10 W	900 LM	NO	IP 20



SCATTERING ANGLE	CCT	COLOR	ARTICLE	POWER	LIGHT FLUX	DIMMABLE	IP
SPOT 	3K WARM	■ BLACK	TR003-1-15W3K-S-B	15 W	1600 LM	NO	IP 20
	3K WARM	□ WHITE	TR003-1-15W3K-S-W	15 W	1600 LM	NO	IP 20
	4K DAY	■ BLACK	TR003-1-15W4K-S-B	15 W	1600 LM	NO	IP 20
	4K DAY	□ WHITE	TR003-1-15W4K-S-W	15 W	1600 LM	NO	IP 20
	3K WARM	■ BLACK	TR003-1-26W3K-S-B	26 W	2700 LM	NO	IP 20
	3K WARM	□ WHITE	TR003-1-26W3K-S-W	26 W	2700 LM	NO	IP 20
	4K DAY	■ BLACK	TR003-1-26W4K-S-B	26 W	2800 LM	NO	IP 20
	4K DAY	□ WHITE	TR003-1-26W4K-S-W	26 W	3000 LM	NO	IP 20

Onda

^{EN} Metal body. Swivel mechanism. The LED light source is hidden under an opal diffuser. Wide scattering angle is 120°.

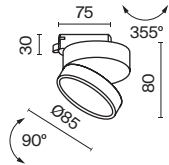
^{DE} Metallrahmen. Schwenkvorrichtung. Die LED-Lichtquelle ist unter einem opalen Diffusor verborgen. Breiter Lichtstreuwinkel 120°.


^{IT} Corpo in metallo. Meccanismo girevole. La sorgente luminosa a LED è nascosta sotto un diffusore opalino. Ampio angolo di diffusione 120°.

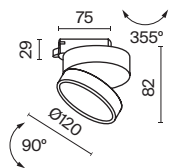
^{FR} Corps métallique. Mécanisme pivotant. Source de lumière LED dissimulée sous un diffuseur opaque. Grand angle de diffusion de 120°.




LEDS OSRAM



SCATTERING ANGLE	CCT	COLOR	ARTICLE	POWER	LIGHT FLUX	DIMMABLE	IP
	3K WARM	■ BLACK	TR007-1-12W3K-B	12 W	650 LM	NO	IP 20
	3K WARM	□ WHITE	TR007-1-12W3K-W	12 W	850 LM	NO	IP 20
	4K DAY	■ BLACK	TR007-1-12W4K-B	12 W	700 LM	NO	IP 20
	4K DAY	□ WHITE	TR007-1-12W4K-W	12 W	900 LM	NO	IP 20



SCATTERING ANGLE	CCT	COLOR	ARTICLE	POWER	LIGHT FLUX	DIMMABLE	IP
	3K WARM	■ BLACK	TR007-1-18W3K-B	18 W	1000 LM	NO	IP 20
	3K WARM	□ WHITE	TR007-1-18W3K-W	18 W	1400 LM	NO	IP 20
	4K DAY	■ BLACK	TR007-1-18W3K-B4K	18 W	1100 LM	NO	IP 20
	4K DAY	□ WHITE	TR007-1-18W3K-W4K	18 W	1500 LM	NO	IP 20



TR007-1-18W3K-B

Light source with opal diffuser for anti-glare effect.

Adjustment of the direction of the light flux 360° in the horizontal plane and 90° in the vertical plane.



Yin

^{EN} Metal body. Swivel mechanism. The LED light source. Part of models with Triac dimming. Narrow scattering angle for accent lighting is 24°.

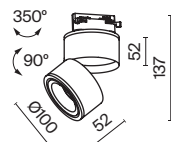
^{DE} Metallrahmen. Schwenkvorrichtung. LED-Lichtquelle. Einige Modelle sind Triac-dimmbar. Schmäler Streuwinkel von 24° für Akzentbeleuchtung.


^{IT} Corpo in metallo. Meccanismo girevole. Sorgente luminosa LED. Parte dei modelli dimmerabile con Triac dimmer. Fascio stretto 24° per illuminazione d'accento.

^{FR} Corps métallique. Mécanisme pivotant. Source de lumière LED. Partie des modèles avec variateur Triac. Angle étroit de diffusion (24°) pour un éclairage d'accentuation.



LEDS BRIDGELUX




SCATTERING ANGLE	CCT	COLOR	ARTICLE	POWER	LIGHT FLUX	DIMMABLE	IP
SPOT 	3K WARM	■ BLACK	TR084-1-15W3K-B	15 W	750 LM	NO	IP 20
	3K WARM	■ BLACK	TR084-1-15W3K-D-B	15 W	690 LM	TRIAC	IP 20
	3K WARM	□ WHITE	TR084-1-15W3K-W	15 W	810 LM	NO	IP 20
	3K WARM	□ WHITE	TR084-1-15W3K-D-W	15 W	760 LM	TRIAC	IP 20
	4K DAY	■ BLACK	TR084-1-15W4K-B	15 W	820 LM	NO	IP 20
	4K DAY	■ BLACK	TR084-1-15W4K-D-B	15 W	760 LM	TRIAC	IP 20
	4K DAY	□ WHITE	TR084-1-15W4K-W	15 W	910 LM	NO	IP 20
	4K DAY	□ WHITE	TR084-1-15W4K-D-W	15 W	840 LM	TRIAC	IP 20



TR084-1-15W3K-B

CRI>90 *High color rendering index allows you to maximize the interior colors.

24° concentrating lens for bright accent lighting.



Zon

^{EN} Metal body. The LED light source is hidden under an opal diffuser. Unique design with movable mount to adjust the light flux. Wide 180° scattering angle.

^{DE} Metallrahmen. Die LED-Lichtquelle ist unter einem opalen Diffusor verborgen. Einzigartiges Design mit beweglicher Halterung zur Einstellung des Lichtstroms. Breiter Lichtstreuwinkel 180°.

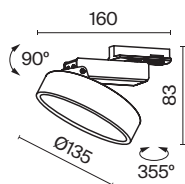
^{IT} Corpo in metallo. La sorgente luminosa a LED è nascosta sotto un diffusore opalino. Design unico con supporto mobile per regolare il flusso luminoso. Ampio angolo di diffusione pari a 180°.






^{FR} Corps métallique. Source de lumière LED dissimulée sous un diffuseur opaque. Design unique avec fixation mobile pour le réglage du flux lumineux. Grand angle de diffusion de 180°.

B



LEDS SANAN



SCATTERING ANGLE	CCT	COLOR	ARTICLE	POWER	LIGHT FLUX	DIMMABLE	IP
	 WARM	 BLACK	TR043-1-12W3K-B	12 W	840 LM	NO	IP 20
	 DAY	 BLACK	TR043-1-12W4K-B	12 W	840 LM	NO	IP 20



TR043-1-12W3K-B

Light source with opal diffuser for anti-glare effect.

Adjustment of the direction of the light flux 360° in the horizontal plane and 90° in the vertical plane.



Rim

^{EN} Metal body. The LED light source is hidden under an opal diffuser. Unique design with movable mount to adjust the light flux. Wide 180° scattering angle.

^{DE} Metallrahmen. Die LED-Lichtquelle ist unter einem opalen Diffusor verborgen. Einzigartiges Design mit beweglicher Halterung zur Einstellung des Lichtstroms. Breiter Lichtstreuwinkel 180°.

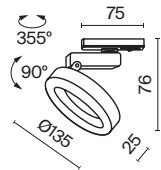
^{IT} Corpo in metallo. La sorgente luminosa a LED è nascosta sotto un diffusore opalino. Design unico con supporto mobile per regolare il flusso luminoso. Ampio angolo di diffusione pari a 180°.






^{FR} Corps métallique. Source de lumière LED dissimulée sous un diffuseur opaque. Design unique avec fixation mobile pour le réglage du flux lumineux. Grand angle de diffusion de 180°.

B



LEDS SANAN




SCATTERING ANGLE	CCT	COLOR	ARTICLE	POWER	LIGHT FLUX	DIMMABLE	IP
	 WARM	 BLACK	TR044-1-12W3K-B	12 W	650 LM	NO	IP 20
	 DAY	 BLACK	TR044-1-12W4K-B	12 W	650 LM	NO	IP 20



TR044-1-12W3K-W

Light source with opal diffuser for anti-glare effect.

Adjustment of the direction of the light flux 360° in the horizontal plane and 90° in the vertical plane.



Points

^{EN} Metal body. Recessed LED light source. Low glare level (UGR<15) and Highcolor rendering index. Swivel mechanism.

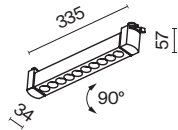
^{DE} Metallrahmen. Versenkte LED-Lichtquelle. Niedrige Blendwirkung (UGR<15) und hoher Farbwiedergabeindex. Schwenkvorrichtung.

^{IT} Corpo in metallo. Sorgente luminosa LED da incasso. Abbagliamento ridotto (UGR<15) e indice di resa cromatica elevato. Meccanismo girevole.

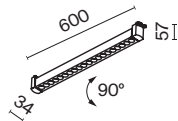
^{FR} Corps métallique. Source de lumière LED encastrée. Faible taux d'éblouissement (UGR< 15) et fort indice de rendu de couleur. Mécanisme pivotant.



LEDS EPISTAR



SCATTERING ANGLE	CCT	COLOR	ARTICLE	POWER	LIGHT FLUX	DIMMABLE	IP
MEDIUM 	3K WARM	BLACK	TR010-1-10W3K-M-B	10 W	750 LM	NO	IP 20
	3K WARM	WHITE	TR010-1-10W3K-M-W	10 W	750 LM	NO	IP 20
	4K DAY	BLACK	TR010-1-10W4K-M-B	10 W	750 LM	NO	IP 20
	4K DAY	WHITE	TR010-1-10W4K-M-W	10 W	750 LM	NO	IP 20



SCATTERING ANGLE	CCT	COLOR	ARTICLE	POWER	LIGHT FLUX	DIMMABLE	IP
MEDIUM 	3K WARM	BLACK	TR010-1-20W3K-M-B	20 W	1500 LM	NO	IP 20
	3K WARM	WHITE	TR010-1-20W3K-M-W	20 W	1500 LM	NO	IP 20
	4K DAY	BLACK	TR010-1-20W4K-M-B	20 W	1500 LM	NO	IP 20
	4K DAY	WHITE	TR010-1-20W4K-M-W	20 W	1500 LM	NO	IP 20



TR010-1-10W4K-M-B

CRI>90 *High color rendering index allows you to maximize the interior colors.

Recessed lens for «invisible source» light effect.



UGR<15 *Ultra-low Unified Glare Rating. The lamp is suitable for use in reading nooks and relaxing areas.

Trinity

Three-phase track system.



Advanced system for setting up to 3 active lighting scenarios.

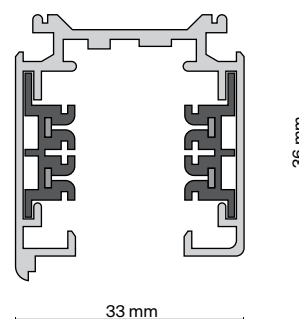




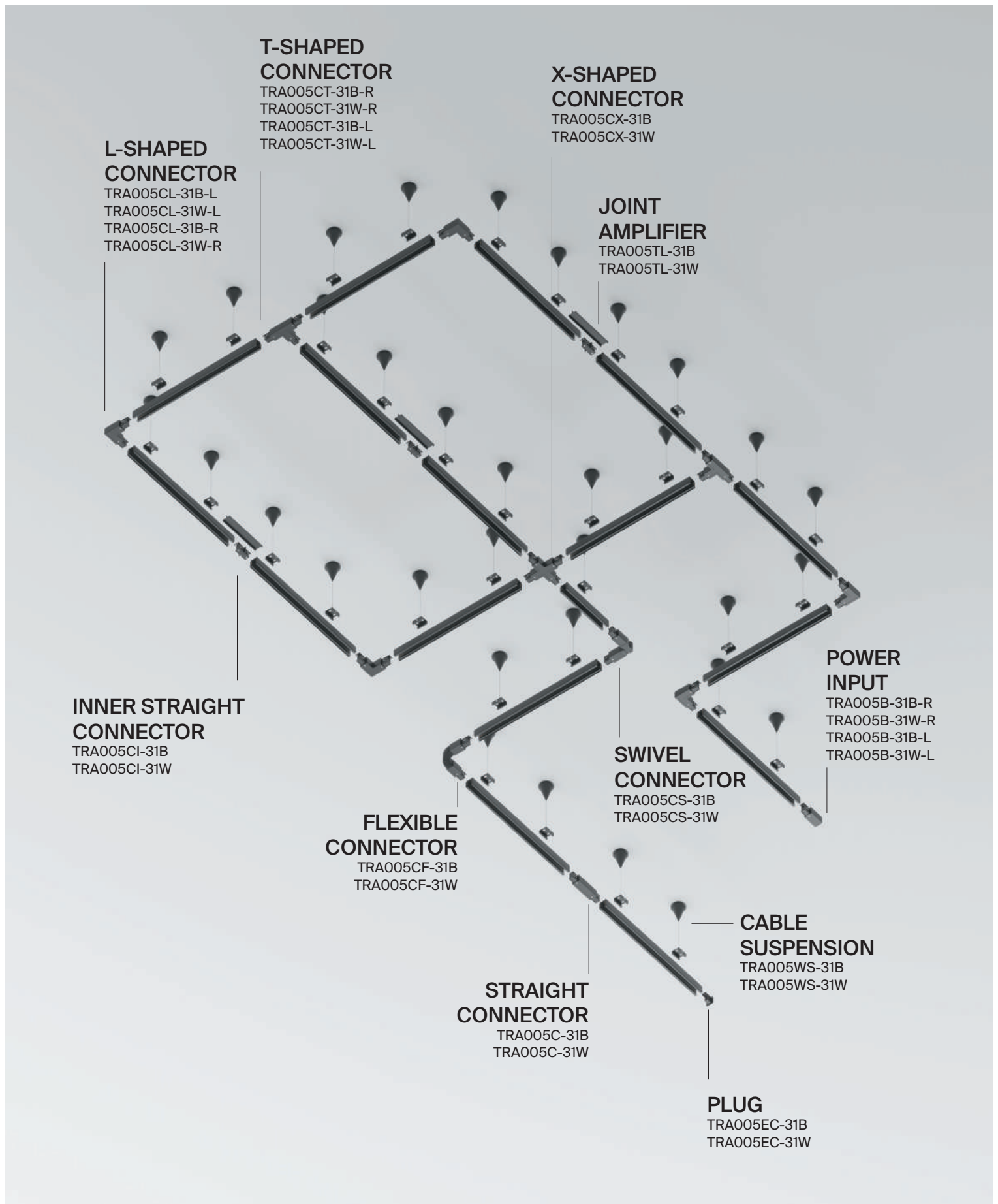
The minimum allowable distance between lamps on the track is 25 cm.

Elements of a three-phase track system Trinity for surface and pendant mounting



SYSTEM ELEMENT	COLOR	ARTICLE	SIZE
TRACK	■ BLACK	TRX005-311B	H33 X W36 X L1000
	■ BLACK	TRX005-312B	H33 X W36 X L2000
	□ WHITE	TRX005-311W	H33 X W36 X L1000
	□ WHITE	TRX005-312W	H33 X W36 X L2000







Elements of a three-phase track system Trinity for surface and pendant mounting



SYSTEM ELEMENT	COLOR	ARTICLE
PLUG	<input checked="" type="checkbox"/> BLACK	TRA005EC-31B
	<input type="checkbox"/> WHITE	TRA005EC-31W
POWER INPUT RIGHT	<input checked="" type="checkbox"/> BLACK	TRA005B-31B-R
	<input type="checkbox"/> WHITE	TRA005B-31W-R
POWER INPUT LEFT	<input checked="" type="checkbox"/> BLACK	TRA005B-31B-L
	<input type="checkbox"/> WHITE	TRA005B-31W-L



SYSTEM ELEMENT	COLOR	ARTICLE
INNER STRAIGHT CONNECTOR	■ BLACK	TRA005CI-31B
	□ WHITE	TRA005CI-31W




STRAIGHT CONNECTOR	■ BLACK	TRA005C-31B
	□ WHITE	TRA005C-31W



FLEXIBLE CONNECTOR	■ BLACK	TRA005CF-31B
	□ WHITE	TRA005CF-31B




SWIVEL CONNECTOR	■ BLACK	TRA005CS-31B
	□ WHITE	TRA005CS-31W




Elements of a three-phase track system Trinity for surface and pendant mounting



SYSTEM ELEMENT	COLOR	ARTICLE
L-SHAPED CONNECTOR LEFT	■ BLACK	TRA005CL-31B-L
	□ WHITE	TRA005CL-31W-L
L-SHAPED CONNECTOR RIGHT	■ BLACK	TRA005CL-31B-R
	□ WHITE	TRA005CL-31W-R
T-SHAPED CONNECTOR RIGHT	■ BLACK	TRA005CT-31B-R
	□ WHITE	TRA005CT-31W-R
T-SHAPED CONNECTOR LEFT	■ BLACK	TRA005CT-31B-L
	□ WHITE	TRA005CT-31W-L





SYSTEM ELEMENT	COLOR	ARTICLE
X-SHAPED CONNECTOR	■ BLACK	TRA005CX-31B
	□ WHITE	TRA005CX-31W



JOINT AMPLIFIER	■ BLACK	TRA005TL-31B
	□ WHITE	TRA005TL-31W



CABLE SUSPENSION	■ BLACK	TRA005WS-31B
	□ WHITE	TRA005WS-31W



Lamps for Trinity three-phase track system

BASE

GU10

FOCUS

128




TR028-3-GU10-B

LED

S

VUORO

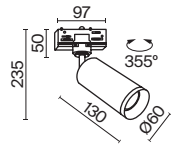

130




TR029-3-20W3K-S-B

Focus

EN Metal body. Replaceable light source with GU10 base.
 DE Metallrahmen. Austauschbare Lichtquelle mit einer Fassung GU10.
 IT Corpo in metallo. Sorgente luminosa sostituibile con attacco GU10.
 FR Corps métallique. Source de lumière remplaçable à culot GU10.




LAMP	NUMBER OF LAMPS	COLOR	ARTICLE	MAX W LAMPS	IP
GU10	1 x GU10	■ BLACK	TR028-3-GU10-B	50 W	IP 20
	1 x GU10	□ WHITE	TR028-3-GU10-W	50 W	IP 20
	1 x GU10	■ MATTE GOLD	TR028-3-GU10-MG	50 W	IP 20



TR028-3-GU10-W TR028-3-GU10-MG

Recessed light source for anti-glare effect.



Vuoro

^{EN} Metal body. Swivel mechanism. LED light source. Low glare level, non-pulsing light. Highcolor rendering index.

^{DE} Metallrahmen. Schwenkvorrichtung. LED-Lichtquelle. Niedrige Blendwirkung, nicht pulsierendes Licht. Hoher Farbwiedergabeindex.

^{IT} Corpo in metallo. Meccanismo girevole. Sorgente luminosa LED. Abbagliamento ridotto, luce non pulsante. Alto indice di resa cromatica.

^{FR} Corps métallique. Mécanisme pivotant. Source de lumière LED. Faible taux d'éblouissement, lumière non pulsée. Fort indice de rendu de couleur.



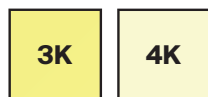
LEDS SANAN

CHOOSE A COLOR



BLACK / WHITE

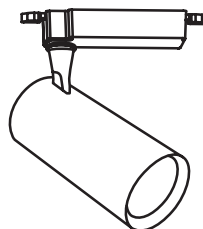
CHOOSE YOUR COLOR TEMPERATURE



WARM / DAY

CHOOSE SIZE AND POWER

10W × Ø78 / 20W × Ø89 / 26W × Ø89






TR029-3-10W3K-S-B

CRI>90 *High color rendering index allows you to maximize the interior colors.

Adjustment of the direction of the light flux 360° in the horizontal plane and 90° in the vertical plane.



UGR<19 *Recommended for reading, writing, working at a computer, training, relaxing, studying.





Vuoro

^{EN} Metal body. Swivel mechanism. LED light source. Low glare level, non-pulsing light. Highcolor rendering index.

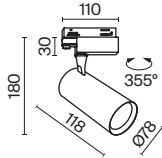
^{DE} Metallrahmen. Schwenkvorrichtung. LED-Lichtquelle. Niedrige Blendwirkung, nicht pulsierendes Licht. Hoher Farbwiedergabeindex.

^{IT} Corpo in metallo. Meccanismo girevole. Sorgente luminosa LED. Abbagliamento ridotto, luce non pulsante. Alto indice di resa cromatica.

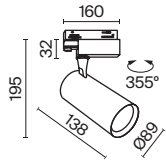
^{FR} Corps métallique. Mécanisme pivotant. Source de lumière LED. Faible taux d'éblouissement, lumière non pulsée. Fort indice de rendu de couleur.




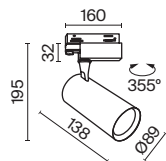
LEDS SANAN




SCATTERING ANGLE	CCT	COLOR	ARTICLE	POWER	LIGHT FLUX	DIMMABLE	IP
SPOT 	3K WARM	BLACK	TR029-3-10W3K-S-B	10 W	750 LM	NO	IP 20
	3K WARM	WHITE	TR029-3-10W3K-S-W	10 W	750 LM	NO	IP 20
	4K DAY	BLACK	TR029-3-10W4K-S-W	10 W	800 LM	NO	IP 20
	4K DAY	WHITE	TR029-3-10W4K-S-B	10 W	800 LM	NO	IP 20




SCATTERING ANGLE	CCT	COLOR	ARTICLE	POWER	LIGHT FLUX	DIMMABLE	IP
SPOT 	3K WARM	■ BLACK	TR029-3-20W3K-S-B	20 W	1500 LM	NO	IP 20
	3K WARM	□ WHITE	TR029-3-20W3K-S-W	20 W	1500 LM	NO	IP 20
	4K DAY	■ BLACK	TR029-3-20W4K-S-B	20 W	1600 LM	NO	IP 20
	4K DAY	□ WHITE	TR029-3-20W4K-S-W	20 W	1600 LM	NO	IP 20



SCATTERING ANGLE	CCT	COLOR	ARTICLE	POWER	LIGHT FLUX	DIMMABLE	IP
SPOT 	3K WARM	■ BLACK	TR029-3-26W3K-S-B	26 W	2400 LM	NO	IP 20
	3K WARM	□ WHITE	TR029-3-26W3K-S-W	26 W	2400 LM	NO	IP 20
	4K DAY	■ BLACK	TR029-3-26W4K-S-B	26 W	2400 LM	NO	IP 20
	4K DAY	□ WHITE	TR029-3-26W4K-S-W	26 W	2400 LM	NO	IP 20

S35

S35 magnetic track system



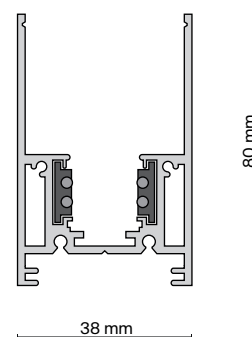
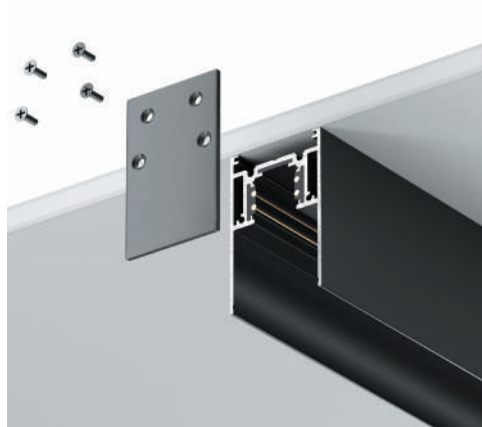

Technological system with magnetic fastening.

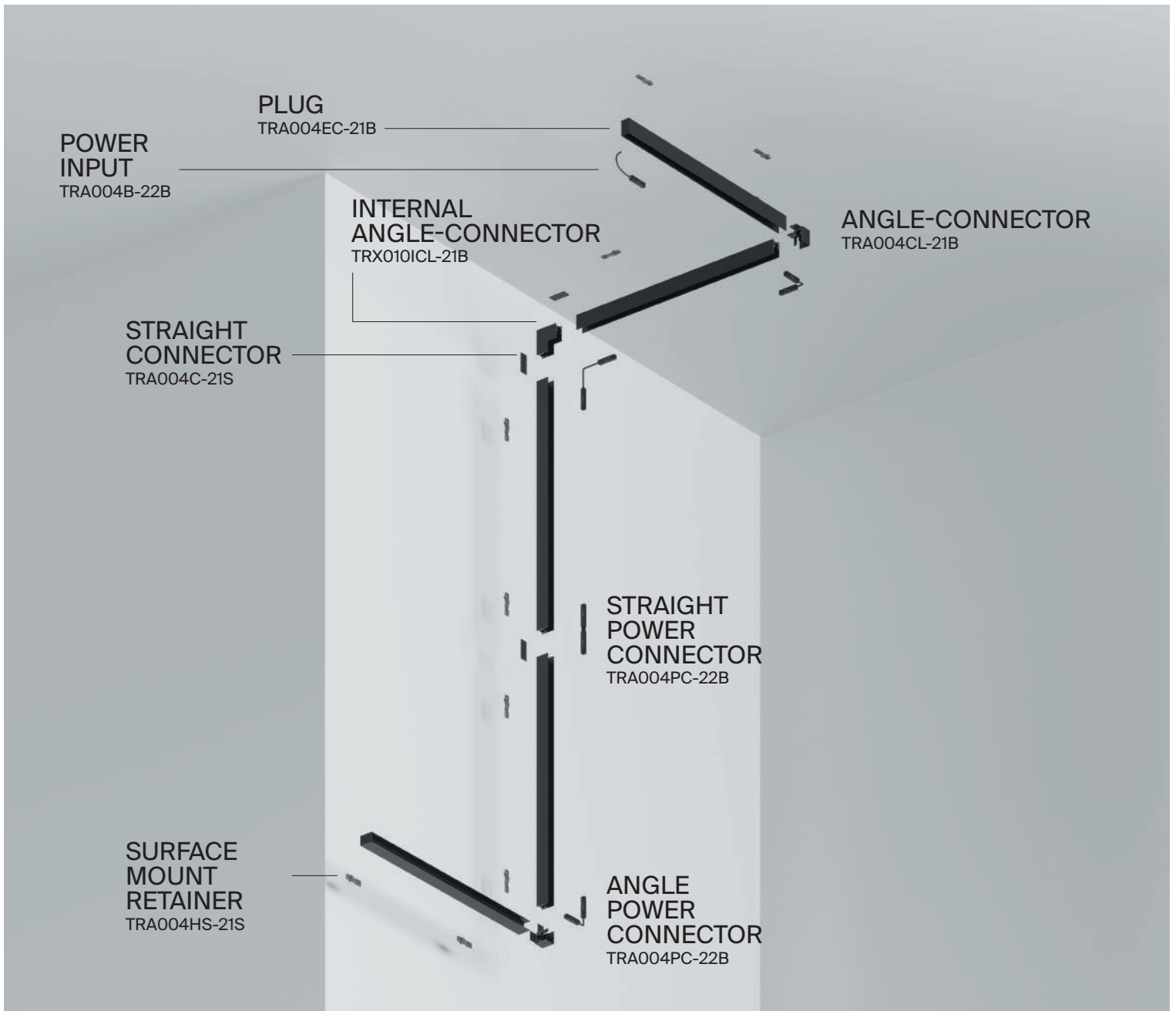


Elements of the magnetic track system for S35 surface and pendant mounting

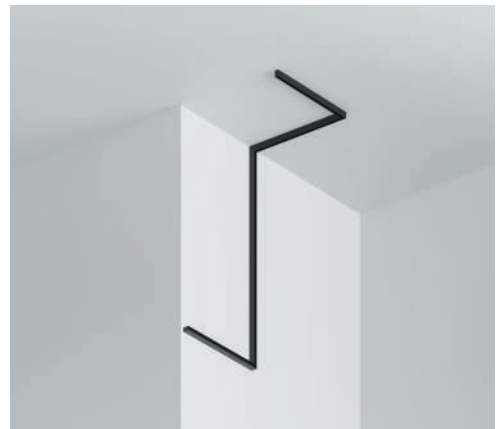

B

SYSTEM ELEMENT	COLOR	ARTICLE	SIZE
TRACK	■ BLACK	TRX004-211B	H80 X W38 X L1000
	■ BLACK	TRX004-212B	H80 X W38 X L2000





PENDANT/REMOVABLE S35 MAGNETIC TRACK.



Elements of the magnetic track system S35 for surface and pendant mounting

B

SYSTEM ELEMENT	COLOR	ARTICLE
STRAIGHT CONNECTOR	■ BLACK	TRA004C-21S
INTERNAL ANGLE-CONNECTOR	■ BLACK	TRA004ICL-21B
ANGLE-CONNECTOR	■ BLACK	TRA004CL-21B
SURFACE MOUNT RETAINER	■ BLACK	TRA004HS-21S
PLUG	■ BLACK	TRA004EC-21B



Universal accessories

B

SYSTEM ELEMENT	COLOR	ARTICLE
CABLE SUSPENSION FOR MAGNETIC BUSBAR (2PCS)	SILVER	TRA004SW-21S
RETAINER FOR WIRE SUSPENSION	BLACK	TRA004HP-21B
DECORATIVE MOULDING	BLACK	TRA004-21B



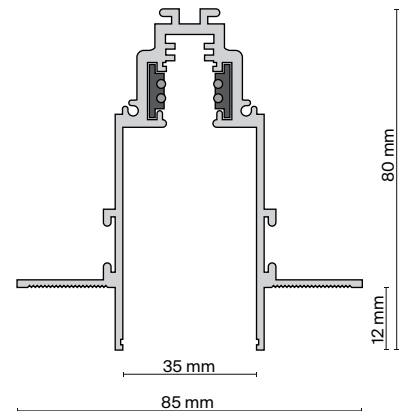


Elements of a magnetic track system S35 for built-in mounting

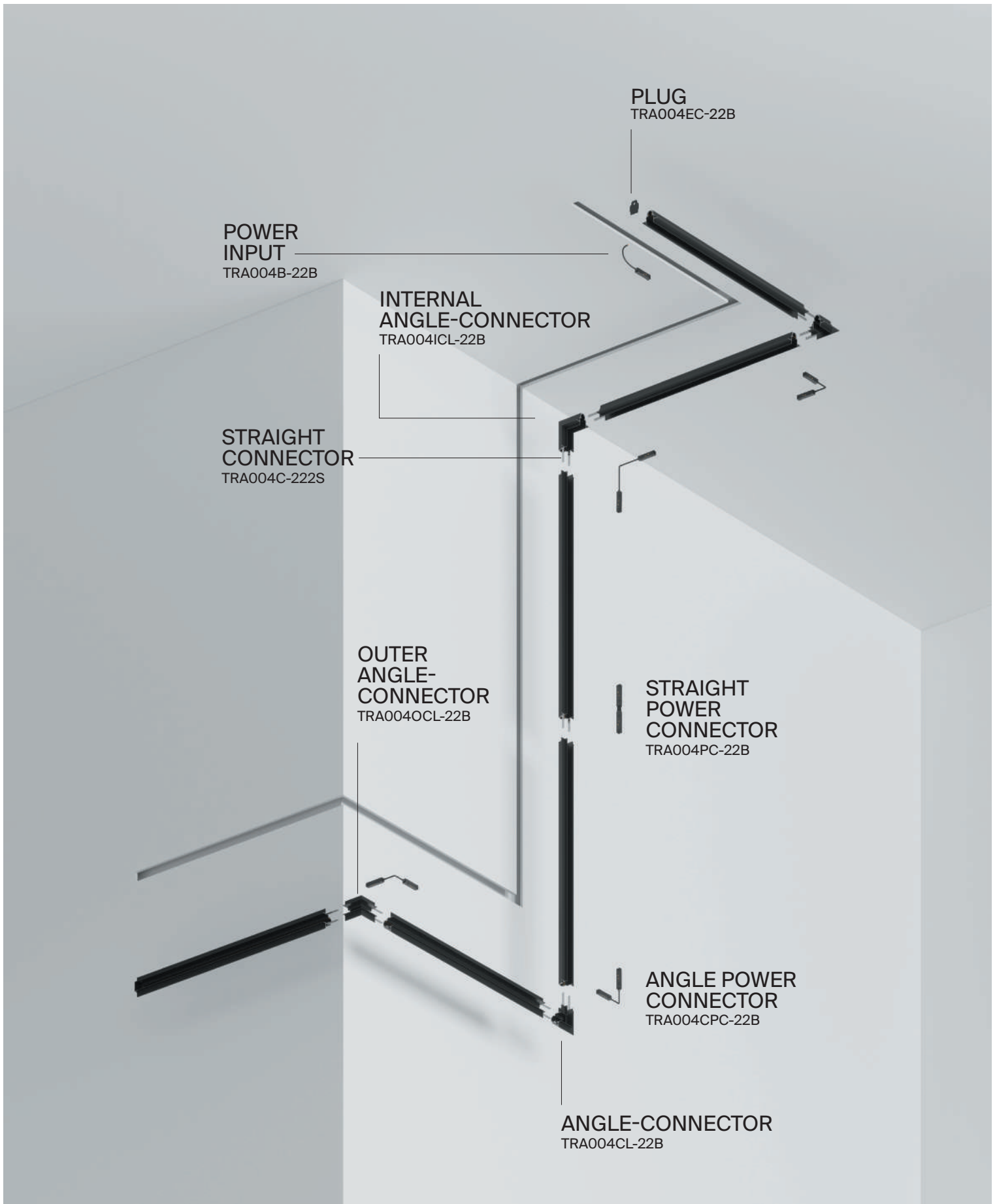
B

SYSTEM ELEMENT	COLOR	ARTICLE	SIZE
TRACK	■ BLACK	TRX004-221B	H84 X W87 X L1000
	■ BLACK	TRX004-222B	H84 X W87 X L2000



PLUG	■ BLACK	TRA004EC-22B
------	---------	--------------





Elements of a magnetic track system S35 for built-in mounting

B

SYSTEM ELEMENT	COLOR	ARTICLE
STRAIGHT CONNECTOR	 SILVER	TRA004C-222S



ANGLE-CONNECTOR	 BLACK	TRA004CL-22B
-----------------	---	--------------




OUTER ANGLE-CONNECTOR	 BLACK	TRA004OCL-22B
-----------------------	---	---------------



INTERNAL ANGLE-CONNECTOR	 BLACK	TRA004ICL-22B
--------------------------	---	---------------





TRA004C-222S

Power connector and drivers

B

SYSTEM ELEMENT	COLOR	ARTICLE
POWER INPUT	■ BLACK	TRA004B-22B




STRAIGHT POWER CONNECTOR	■ BLACK	TRA004PC-22B
--------------------------	---------	--------------



ANGLE POWER CONNECTOR	■ BLACK	TRA004CPC-22B
-----------------------	---------	---------------



SYSTEM ELEMENT	COLOR	ARTICLE	SIZE	POWER
DRIVERS	■ BLACK	TRA004DR-100S	H129 X W97 X L30	100 W
	■ BLACK	TRA004DR-150S	H159 X W97 X L30	150 W
	■ BLACK	TRA004DR-200S	H215 X W115 X L30	200 W
	■ BLACK	TRA004DR-320S	H215 X W115 X L30	320 W




















TRA034CPC-42B

Lamps for S35 magnetic track system

LED

S 	FOCUS LED	168	FOCUS LED	164
				

M 	POINTS	160	POINTS ROT	162
				

WW 	BASIS	150	BASIS ROT	156
				



TR013-2-10W3K-B

Basis

^{EN} Metal body. The LED light source is hidden under a frosted diffuser. Wide scattering angle.
^{DE} Metallrahmen. Die LED-Lichtquelle ist unter einem matten Diffusor verborgen. Breiter Lichtstreuwinkel.
^{IT} Corpo in metallo. La sorgente luminosa a LED è nascosta sotto un diffusore opaco. Ampio angolo di diffusione.
^{FR} Corps métallique. Source de lumière LED dissimulée par un diffuseur mat. Grand angle de diffusion.

B



LEDS BRIDGELUX

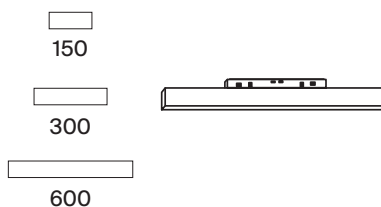
CHOOSE YOUR COLOR TEMPERATURE



WARM / DAY

CHOOSE SIZE AND POWER

7W × 150 / 12W × 300 / 20W × 600



150



TR012-2-7W4K-B

CRI>90 *High color rendering index allows you to maximize the interior colors.

Light source with opal diffuser for anti-glare effect.



UGR<19 *Recommended for reading, writing, working at a computer, training, relaxing, studying.





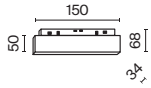
Basis

^{EN} Metal body. The LED light source is hidden under a frosted diffuser. Wide scattering angle.
^{DE} Metallrahmen. Die LED-Lichtquelle ist unter einem matten Diffusor verborgen. Breiter Lichtstreuwinkel.
^{IT} Corpo in metallo. La sorgente luminosa a LED è nascosta sotto un diffusore opaco. Ampio angolo di diffusione.
^{FR} Corps métallique. Source de lumière LED dissimulée par un diffuseur mat. Grand angle de diffusion.

B





LEDS BRIDGELUX




SCATTERING ANGLE	CCT	COLOR	ARTICLE	POWER	LIGHT FLUX	DIMMABLE	IP
	3K WARM	BLACK	TR012-2-7W3K-B	7 W	350 LM	NO	IP20
	4K DAY	BLACK	TR012-2-7W4K-B	7 W	400 LM	NO	IP20



SCATTERING ANGLE	CCT	COLOR	ARTICLE	POWER	LIGHT FLUX	DIMMABLE	IP
WASH WIDE 	3K WARM	BLACK	TR012-2-12W3K-B	12 W	750 LM	NO	IP20
	4K DAY	BLACK	TR012-2-12W4K-B	12 W	900 LM	NO	IP20



SCATTERING ANGLE	CCT	COLOR	ARTICLE	POWER	LIGHT FLUX	DIMMABLE	IP
WASH WIDE 	3K WARM	BLACK	TR012-2-20W3K-B	20 W	1450 LM	NO	IP20
	4K DAY	BLACK	TR012-2-20W4K-B	20 W	1600 LM	NO	IP20

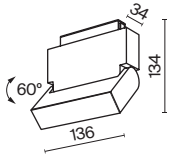
Basis Rot






^{EN} Metal body. Swivel mechanism. The LED light source is hidden under a MATTE diffuser. Wide scattering angle .
^{DE} Metallrahmen. Schwenkvorrichtung. Die LED-Lichtquelle ist unter einem matten Diffusor verborgen. Breiter Lichtstreuungswinkel.
^{IT} Corpo in metallo. Meccanismo girevole. La sorgente luminosa a LED è nascosta sotto un diffusore opaco. Ampio angolo di diffusione.
^{FR} Corps métallique. Mécanisme pivotant. Source de lumière LED dissimulée par un diffuseur mat. Grand angle de diffusion.

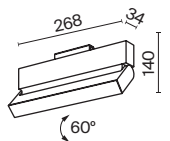
B








LEDS BRIDGELUX



SCATTERING ANGLE	CCT	COLOR	ARTICLE	POWER	LIGHT FLUX	DIMMABLE	IP
 120°	 3K WARM	 BLACK	TR013-2-10W3K-B	10 W	800 LM	NO	IP20
	 4K DAY	 BLACK	TR013-2-10W4K-B	10 W	850 LM	NO	IP20





SCATTERING ANGLE	CCT	COLOR	ARTICLE	POWER	LIGHT FLUX	DIMMABLE	IP
 120°	 3K WARM	 BLACK	TR013-2-20W3K-B	20 W	1500 LM	NO	IP20
	 4K DAY	 BLACK	TR013-2-20W4K-B	20 W	1600 LM	NO	IP20



TR013-2-10W3K-B

CRI>90 *High color rendering index allows you to maximize the interior colors.

Light source with opal diffuser for anti-glare effect.



UGR<19 *Recommended for reading, writing, working at a computer, training, relaxing, studying.





Points

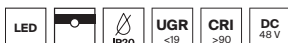
^{EN} Metal body. The hidden LED light source is comfortable for the eyes. Focusing optics for key-light.

^{DE} Metallrahmen. Die verborgene LED-Lichtquelle ist angenehm für die Augen. Konzentrierende Optik für gerichtete Beleuchtung.

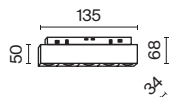
^{IT} Corpo in metallo. La sorgente luminosa a LED nascosta è confortevole per gli occhi. Ottica concentrante per illuminazione direzionale.

^{FR} Corps métallique. Source de lumière LED dissimulée confortable pour la vue. Optique non imageante pour l'éclairage d'accentuation.

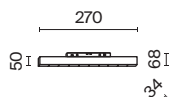
B



LEDS OSRAM



SCATTERING ANGLE	CCT	COLOR	ARTICLE	POWER	LIGHT FLUX	DIMMABLE	IP
SPOT 	3K WARM	BLACK	TR014-2-10W3K-B	10 W	600 LM	NO	IP20
	4K DAY	BLACK	TR014-2-10W4K-B	10 W	700 LM	NO	IP20



SCATTERING ANGLE	CCT	COLOR	ARTICLE	POWER	LIGHT FLUX	DIMMABLE	IP
SPOT 	3K WARM	BLACK	TR014-2-20W3K-B	20 W	1200 LM	NO	IP20
	4K DAY	BLACK	TR014-2-20W4K-B	20 W	1450 LM	NO	IP20



TR014-2-10W3K-B

CRI>90 *High color rendering index allows you to maximize the interior colors.

Recessed lens for «invisible source» light effect.



UGR<19 *Recommended for reading, writing, working at a computer, training, relaxing, studying.

Points Rot

^{EN} Metal body. The hidden LED light source is comfortable for the eyes. Focusing optics for key-light.

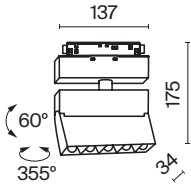
^{DE} Metallrahmen. Die verborgene LED-Lichtquelle ist angenehm für die Augen. Konzentrierende Optik für gerichtete Beleuchtung.


^{IT} Corpo in metallo. La sorgente luminosa a LED nascosta è confortevole per gli occhi. Ottica concentrante per illuminazione direzionale.

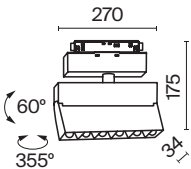
^{FR} Corps métallique. Source de lumière LED dissimulée confortable pour la vue. Optique non imageante pour l'éclairage d'accentuation.




LEDS OSRAM



SCATTERING ANGLE	CCT	COLOR	ARTICLE	POWER	LIGHT FLUX	DIMMABLE	IP
SPOT 	3K WARM	BLACK	TR015-2-10W3K-B	10 W	700 LM	NO	IP20
	4K DAY	BLACK	TR015-2-10W4K-B	10 W	750 LM	NO	IP20





SCATTERING ANGLE	CCT	COLOR	ARTICLE	POWER	LIGHT FLUX	DIMMABLE	IP
SPOT 	3K WARM	BLACK	TR015-2-20W3K-B	20 W	1350 LM	NO	IP20
	4K DAY	BLACK	TR015-2-20W4K-B	20 W	1600 LM	NO	IP20



TR015-2-10W3K-B

CRI>90 *High color rendering index allows you to maximize the interior colors.

Recessed lens for «invisible source» light effect.



UGR<15 *Ultra-low Unified Glare Rating. The lamp is suitable for use in reading nooks and relaxing areas.

Focus LED

^{EN} Metal body. The built-in LED light source is recessed into the body. Professional optics – a lens for key-light. Low glare level (UGR<15) and Highcolor rendering index.

^{DE} Metallrahmen. Die im Rahmen versenkte eingebaute LED-Lichquelle. Professionelle Optik: Linse für gerichtete Beleuchtung. Niedrige Blendwirkung (UGR<15) und hoher Farbwiedergabeindex.

^{IT} Corpo in metallo. La sorgente luminosa a LED integrata è incassata nel corpo. Ottica professionale: una lente per l'illuminazione direzionale. Abbagliamento ridotto (UGR<15) e indice di resa cromatica elevato.

^{FR} Corps en métal. Source de lumière LED intégrée encastrée dans le corps. Optique professionnelle: lentille pour l'éclairage d'accentuation. Faible taux d'éblouissement (UGR < 15) et fort indice de rendu de couleur.



LEDS EPISTAR

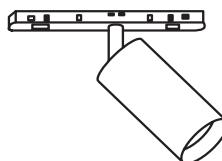
CHOOSE YOUR COLOR TEMPERATURE



WARM / DAY

CHOOSE SIZE AND POWER

7W × Ø40 / 9W × Ø50 / 18W × Ø61





TR019-2-7W3K-B

CRI>90 *High color rendering index allows you to maximize the interior colors.


Recessed lens for «invisible source» light effect.



Compatible with lenses and anti-glare filters (p. 184).



UGR<15 *Ultra-low Unified Glare Rating. The lamp is suitable for use in reading nooks and relaxing areas.

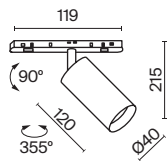







Focus LED

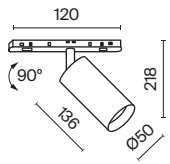
^{EN} Metal body. The built-in LED light source is recessed into the body. Professional optics – a lens for key-light. Low glare level (UGR<15) and Highcolor rendering index.
^{DE} Metallrahmen. Die im Rahmen versenkte eingebaute LED-Lichquelle. Professionelle Optik: Linse für gerichtete Beleuchtung. Niedrige Blendwirkung (UGR<15) und hoher Farbwiedergabeindex.
^{IT} Corpo in metallo. La sorgente luminosa a LED integrata è incassata nel corpo. Ottica professionale: una lente per l'illuminazione direzionale. Abbagliamento ridotto (UGR<15) e indice di resa cromatica elevato.
^{FR} Corps en métal. Source de lumière LED intégrée encastrée dans le corps. Optique professionnelle: lentille pour l'éclairage d'accentuation. Faible taux d'éblouissement (UGR < 15) et fort indice de rendu de couleur.




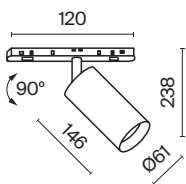
LEDS EPISTAR




SCATTERING ANGLE	CCT	COLOR	ARTICLE	POWER	LIGHT FLUX	DIMMABLE	IP
 SPOT	 WARM	 BLACK	TR019-2-7W3K-B	7 W	450 LM	NO	IP20
	 DAY	 BLACK	TR019-2-7W4K-B	7 W	600 LM	NO	IP20



SCATTERING ANGLE	CCT	COLOR	ARTICLE	POWER	LIGHT FLUX	DIMMABLE	IP
SPOT 	3K WARM	BLACK	TR019-2-10W3K-B	9 W	850 LM	NO	IP20
	4K DAY	BLACK	TR019-2-10W4K-B	9 W	700 LM	NO	IP20



SCATTERING ANGLE	CCT	COLOR	ARTICLE	POWER	LIGHT FLUX	DIMMABLE	IP
SPOT 	3K WARM	BLACK	TR019-2-15W3K-B	18 W	1300 LM	NO	IP20
	4K DAY	BLACK	TR019-2-15W4K-B	18 W	1300 LM	NO	IP20

Focus LED

^{EN} Metal body. The LED light source is recessed into the body.

^{DE} Metallrahmen. Die im Rahmen versenkte LED-Lichquelle.

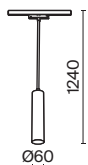
^{IT} Corpo in metallo. La sorgente luminosa a LED è incassata nel corpo.

^{FR} Corps métallique. Source de lumière LED encastrée dans le corps.

B



LEDS SANAN



SCATTERING ANGLE	CCT	COLOR	ARTICLE	POWER	LIGHT FLUX	DIMMABLE	IP
SPOT 	3K WARM	BLACK	TR016-2-12W3K-B	12 W	800 LM	NO	IP20
	4K DAY	BLACK	TR016-2-12W4K-B	12 W	800 LM	NO	IP20



TR016-2-12W3K-B

CRI>90

*High color rendering index allows you to maximize the interior colors.

Recessed light source for anti-glare effect.

Exility

Thin magnetic track system



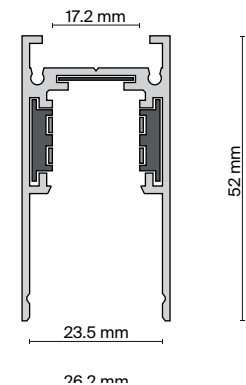
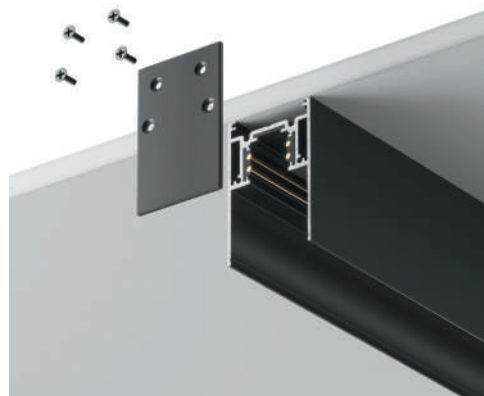
Processing system of thin tracks with magnetic fastening to create lightweight and concise lighting solutions.

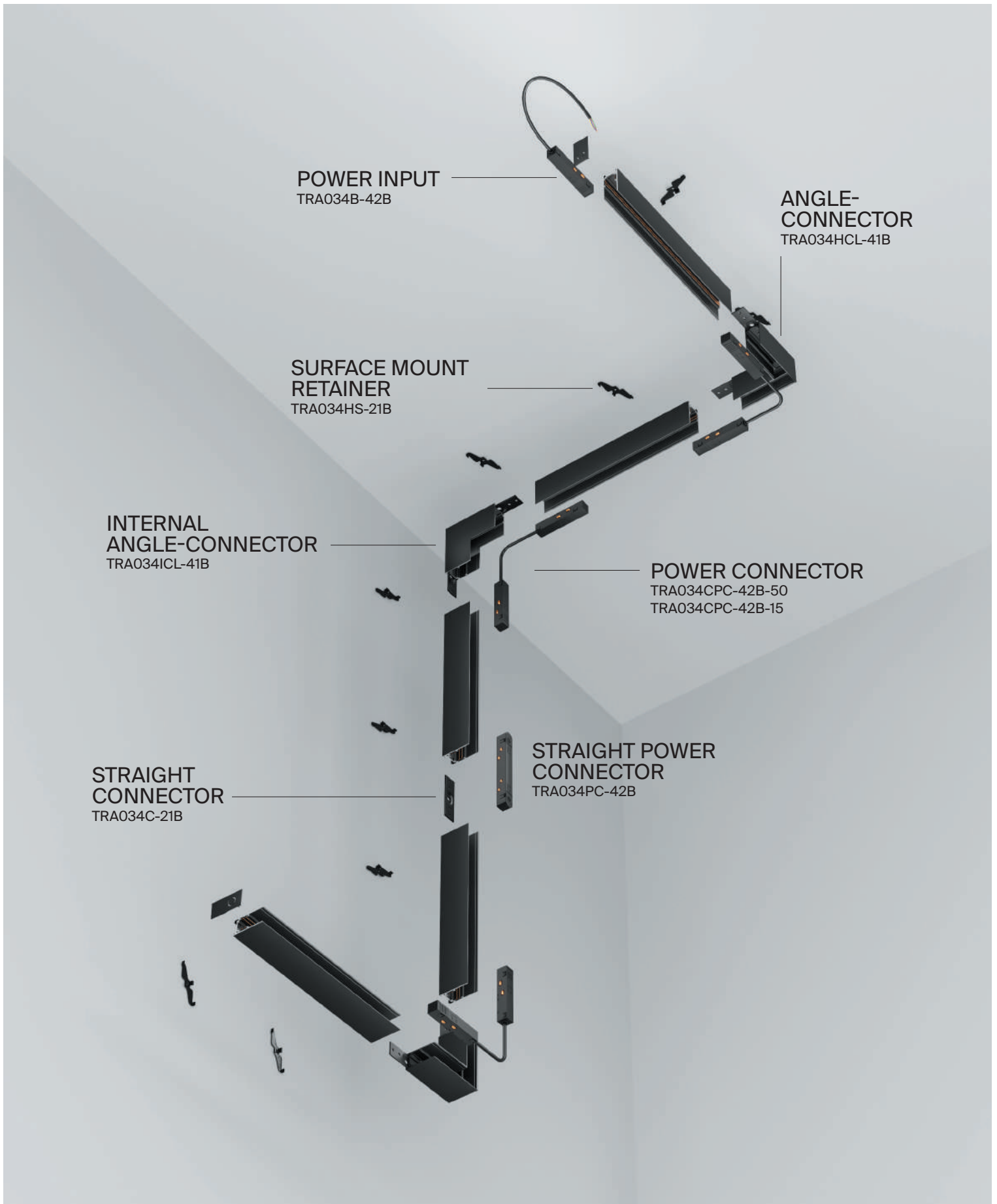


Elements of the magnetic track system Exility for Surface and suspended mounting

B

SYSTEM ELEMENT	COLOR	ARTICLE	SIZE
TRACK	■ BLACK	TRX034-411B	H52 X W26 X L1000
	■ BLACK	TRX034-412B	H52 X W26 X L2000






Elements of the magnetic track system Exility for Surface and suspended mounting

B

SYSTEM ELEMENT	COLOR	ARTICLE
ANGLE-CONNECTOR	■ BLACK	TRA034HCL-41B
INTERNAL ANGLE-CONNECTOR	■ BLACK	TRA034ICL-41B
STRAIGHT CONNECTOR	■ BLACK	TRA034C-21B
CABLE SUSPENSION	■ BLACK	TRA034SW-2B
SURFACE MOUNT RETAINER	■ BLACK	TRA034HS-21B



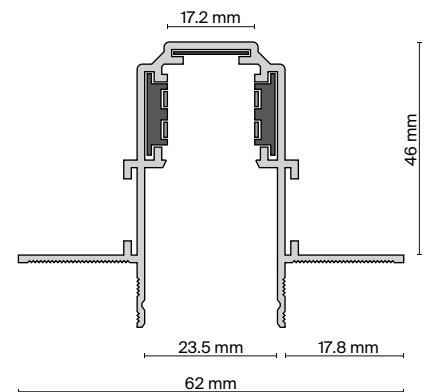
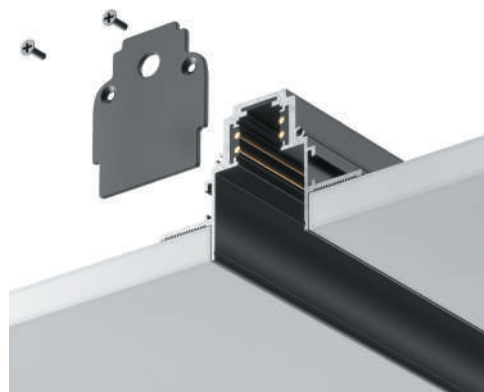



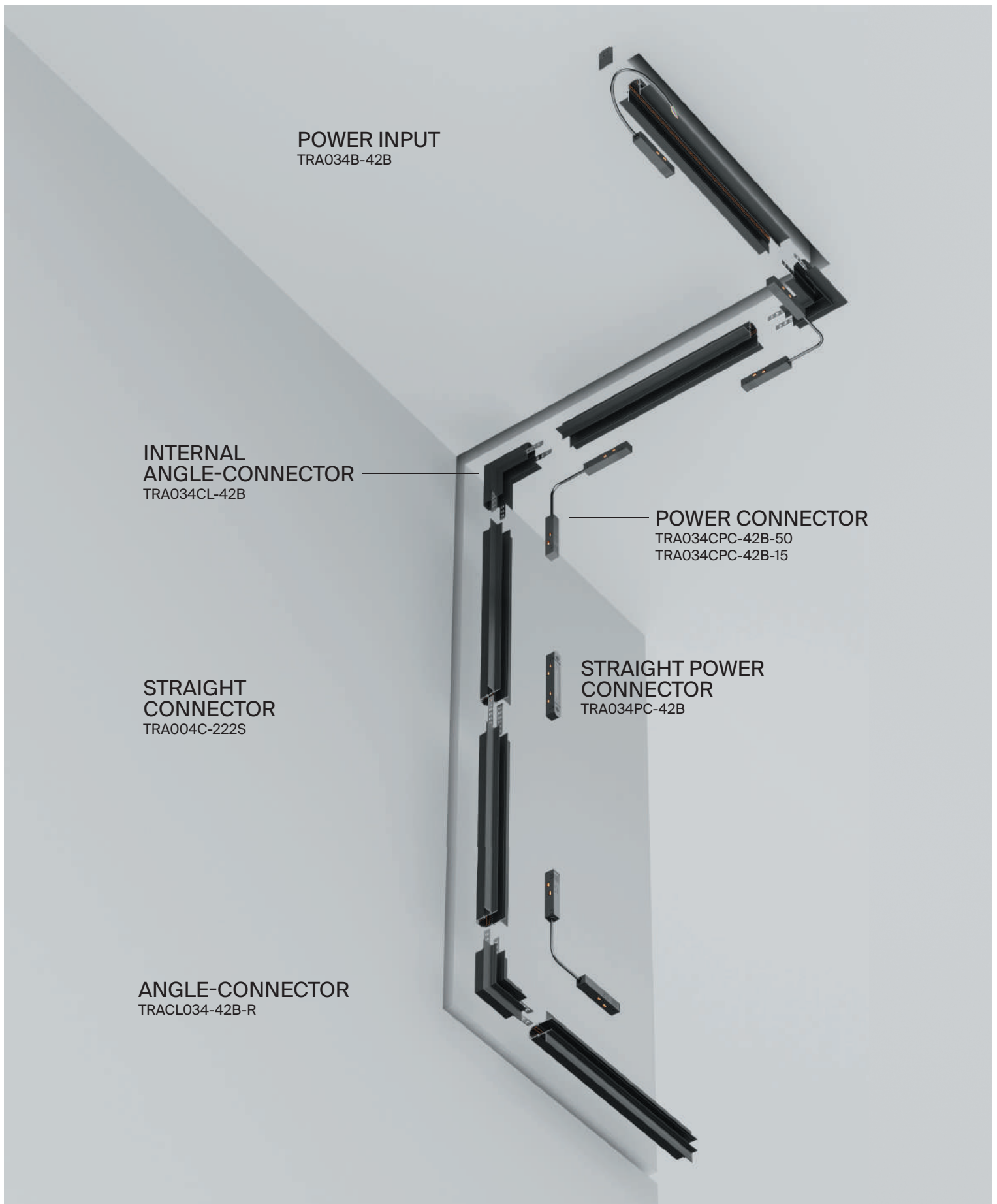
TRA034ICL-41B

Elements of a magnetic track system Exility for built-in mounting

B

SYSTEM ELEMENT	COLOR	ARTICLE	SIZE
TRACK	■ BLACK	TRX034-421B	H46 X W62 X L1000
	■ BLACK	TRX034-422B	H46 X W62 X L2000










EXILTY IN-BUILT MAGNETIC TRACK.

Elements of a magnetic track system Exility for built-in mounting

B

SYSTEM ELEMENT	COLOR	ARTICLE
STRAIGHT CONNECTOR	 SILVER	TRA004C-222S
INTERNAL ANGLE-CONNECTOR	 BLACK	TRA034CL-42B
ANGLE-CONNECTOR	 BLACK	TRACL034-42B-R
RADIUS CONNECTOR	 BLACK	TRA044-ANGLE





TRA044-ANGLE

Power connectors and drivers

B

SYSTEM ELEMENT	COLOR	ARTICLE	SIZE
POWER INPUT	■ BLACK	TRA034B-42B	H16 X W18 X L358



SYSTEM ELEMENT	COLOR	ARTICLE
STRAIGHT POWER CONNECTOR	■ BLACK	TRA034PC-42B



SYSTEM ELEMENT	COLOR	ARTICLE
POWER CONNECTOR	■ BLACK	TRA034CPC-42B-50
	■ BLACK	TRA034CPC-42B-15



SMART EXILITY LIGHTING REMOTE PANEL	■ BLACK	DRC034-B
-------------------------------------	---------	----------
































SYSTEM ELEMENT	COLOR	ARTICLE	РАЗМЕРЫ	POWER
DRIVERS	■ BLACK	TRA004DR-100S	H129 X W97 X L30	100W
	■ BLACK	TRA004DR-150S	H159 X W97 X L30	150W
	■ BLACK	TRA004DR-200S	H215 X W115 X L30	200W
	■ BLACK	TRA004DR-320S	H215 X W115 X L30	320W



Lamps for Exility magnetic track system

LED

S 	FOCUS LED	186	FOCUS LED	188				
								
M 	FOCUS LED	190	FOCUS LED	190	POINTS	194	POINTS	194
								
WW 	BASIS	192	BASIS	192	RADO	198	RADO	198
								
F 	LARC	196	LARC	196				
								



TR040-2-18W3K


Focus LED lenses and filters

^{EN} Replaceable lens to adjust the scattering angle (15°, 24°, 36° and 50°).





^{DE} Auswechselbare Linse zur Einstellung des Streuwinkels (15°, 24°, 36° und 50°).

^{IT} Lente intercambiabile per regolare l'angolo di diffusione (15°, 24°, 36° e 50°).

^{FR} Lentille amovible pour le réglage de l'angle de diffusion (sur 15°, 24°, 36° et 50°).



LENSES

SCATTERING ANGLE	ARTICLE	DIAMETER
SUPER SPOT 	LENSD31-15	35 MM
	LENSD38-15	43 MM
	LENSD50-15	55 MM
SPOT 	LENSD31-24	35 MM
	LENSD38-24	43 MM
	LENSD50-24	55 MM
MEDIUM 	LENSD31-36	35 MM
	LENSD38-36	43 MM
	LENSD50-36	55 MM
WIDE 	LENSD31-50	35 MM
	LENSD38-50	43 MM
	LENSD50-50	55 MM

ANTI-DAZZLE FILTERS

ARTICLE	DIAMETER
HONEYCOMB-D31	33 MM
HONEYCOMB-D38	42 MM
HONEYCOMB-D50	53 MM



To install a new lens in the FOCUS LED luminaire, unscrew the trim, replace the lens with a new one and screw the trim ring back.

To install an anti-glare filter in a FOCUS LED luminaire, unscrew the trim, install a light filter into it and screw the trim ring back.

Focus LED

^{EN} Metal body. The LED light source is recessed into the body. Low glare level (UGR<15) and Highcolor rendering index.

^{DE} Metallrahmen. Die im Rahmen versenkte LED-Lichquelle. Niedrige Blendwirkung (UGR<15) und hoher Farbwiedergabeindex.

^{IT} Corpo in metallo. La sorgente luminosa a LED è incassata nel corpo. Abbagliamento ridotto (UGR<15) e indice di resa cromatica elevato.

^{FR} Corps métallique. Source de lumière LED encastrée dans le corps. Faible niveau d'éblouissement (UGR <15) et fort indice de rendu de couleur.

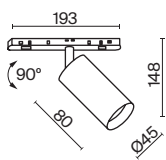
B



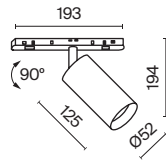
LEDS EPISTAR



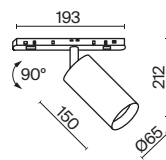
5W



12W



20W




SCATTERING ANGLE	CCT	COLOR	ARTICLE	POWER	LIGHT FLUX	DIMMABLE	IP	
SPOT 	3K	WARM	BLACK	TR032-2-5W3K-S-B	5 W	350 LM	NO	IP20
	3K	WARM	BLACK	TR032-2-12W3K-S-B	12 W	840 LM	NO	IP20
	3K	WARM	BLACK	TR032-2-20W3K-S-B	20 W	1400 LM	NO	IP20
	4K	DAY	BLACK	TR032-2-5W4K-S-B	5 W	350 LM	NO	IP20
	4K	DAY	BLACK	TR032-2-12W4K-S-B	12 W	840 LM	NO	IP20
	4K	DAY	BLACK	TR032-2-20W4K-S-B	20 W	1400 LM	NO	IP20



TR032-2-5W3K-S-B TR032-2-12W3K-S-B TR032-2-20W3K-S-B

Compatible with lenses and anti-glare filters (p. 184).



UGR<15 *Ultra-low Unified Glare Rating.
The lamp is suitable for use in
reading nooks and relaxing areas.

Focus LED

^{EN} Metal body. The LED light source is recessed into the body. Low glare level (UGR<15) and Highcolor rendering index. Smart lamps with temperature control, dimmable, controlled by voice and remotely through the application.

^{DE} Metallrahmen. Die im Rahmen versenkte LED-Lichquelle. Niedrige Blendwirkung (UGR<15) und hoher Farbwiedergabeindex. Die intelligenten Leuchten mit Temperatursteuerung sind dimmbar, sprachaktivierbar und können über eine App ferngesteuert werden.

^{IT} Corpo in metallo. La sorgente luminosa a LED è incassata nel corpo. Abbagliamento ridotto (UGR<15) e indice di resa cromatica elevato. Lampade intelligenti con controllo della temperatura, dimmerabili, comandate a voce e da remoto tramite l'applicazione.

^{FR} Corps métallique. Source de lumière LED encastrée dans le corps. Faible de taux d'éblouissement (UGR<15) et fort indice de rendu de couleur. Les luminaires-smart avec réglage de température, sont équipés de variateurs, contrôlables à la voix et à distance via une application.

B



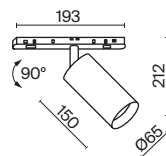
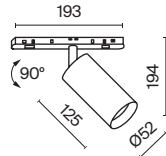
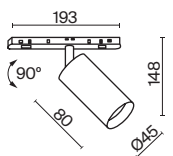
LEDS EPISTAR



5W

12W

20W



SCATTERING ANGLE	CCT	COLOR	ARTICLE	POWER	LIGHT FLUX	DIMMABLE	IP
SPOT 	3K-6K REGULATE	■ BLACK	TR032-4-5W3K-S-DS-B	5 W	380 LM	BLUETOOTH CCT	IP20
	3K-6K REGULATE	■ BLACK	TR032-4-12W3K-S-DS-B	12 W	900 LM	BLUETOOTH CCT	IP20
	3K-6K REGULATE	■ BLACK	TR032-4-20W3K-S-DS-B	20 W	1500 LM	BLUETOOTH CCT	IP20



TR032-4-5W3K-S-DS-B

BLUETOOTH
CCT

*You can change the
temperature and brightness
via your smartphone.

Focus LED

^{EN} Metal body. The LED light source is recessed into the body. Key light for accent lighting. Smart lamps with temperature control, dimmable, controlled by voice and remotely through the application.

^{DE} Metallrahmen. Die im Rahmen versenkte LED-Lichquelle. Gerichtetes Licht für Akzentbeleuchtung. Die intelligenten Leuchten mit Temperatursteuerung sind dimmbar, sprachaktivierbar und können über eine App ferngesteuert werden.

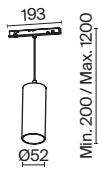
^{IT} Corpo in metallo. La sorgente luminosa a LED è incassata nel corpo. Luce direzionale per illuminazione d'accento. Lampade intelligenti con controllo della temperatura, dimmerabili, comandate a voce e da remoto tramite l'applicazione.








^{FR} Corps métallique. LED encastrée dans le corps. Lumière orientée pour un éclairage d'accentuation. Les luminaires-smart avec réglage de température, sont équipés de variateurs, contrôlables à la voix et à distance via une application.

B



LEDS EPISTAR



SCATTERING ANGLE	CCT	COLOR	ARTICLE	POWER	LIGHT FLUX	DIMMABLE	IP
 36°	 WARM	 BLACK	TR041-2-12W3K-B	12 W	840 LM	NO	IP20
	 DAY	 BLACK	TR041-2-12W4K-B	12 W	900 LM	NO	IP20
	 REGULATE	 BLACK	TR041-4-12W3K-M-DS-B	12 W	900 LM	BLUETOOTH CCT	IP20



TR041-2-12W3K-B

CRI>90 *High color rendering index allows you to maximize the interior colors.

Compatible with lenses and anti-glare filters (p. 184).



BLUETOOTH CCT *You can change the temperature and brightness via your smartphone.



UGR<15 *Ultra-low Unified Glare Rating. The lamp is suitable for use in reading nooks and relaxing areas.



Basis

^{EN} Metal body. Wide scattering angle. The LED light source is hidden under a MATTE diffuser. Smart lamps with temperature control, dimmable, controlled by voice and remotely through the application.

^{DE} Metallrahmen. Breiter Lichtstreuwinkel. Die LED-Lichtquelle ist unter einem matten Diffusor verborgen. Die intelligenten Leuchten mit Temperatursteuerung sind dimmbar, sprachaktivierbar und können über eine App ferngesteuert werden.

^{IT} Corpo in metallo. Ampio angolo di diffusione. La sorgente luminosa a LED è nascosta sotto un diffusore opaco. Lampade intelligenti con controllo della temperatura, dimmerabili, comandate a voce e da remoto tramite l'applicazione.

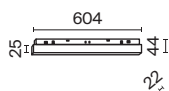
^{FR} Corps métallique. Grand angle de diffusion. Source de lumière LED dissimulée sous un diffuseur mat. Les luminaires-smart avec réglage de température, sont équipés de variateurs, contrôlables à la voix et à distance via une application.



LEDS OSRAM



SCATTERING ANGLE	CCT	COLOR	ARTICLE	POWER	LIGHT FLUX	DIMMABLE	IP
 120°	3K WARM	■ BLACK	TR030-2-12W3K-B	12 W	720 LM	NO	IP20
	4K DAY	■ BLACK	TR030-2-12W4K-B	12 W	780 LM	NO	IP20
	3K-6K РЕГУЛИРУЕМАЯ	■ BLACK	TR030-4-12W3K-WW-DS-B	12 W	780 LM	BLUETOOTH CCT	IP20



SCATTERING ANGLE	CCT	COLOR	ARTICLE	POWER	LIGHT FLUX	DIMMABLE	IP
 120°	3K WARM	■ BLACK	TR030-2-24W3K-B	24 W	1440 LM	NO	IP20
	4K DAY	■ BLACK	TR030-2-24W4K-B	24 W	1560 LM	NO	IP20
	3K-6K REGULATE	■ BLACK	TR030-4-24W3K-WW-DS-B	24 W	1560 LM	BLUETOOTH CCT	IP20



TR030-2-12W3K-B

Light source with opal diffuser for anti-glare effect.



BLUETOOTH CCT

*You can change the temperature and brightness via your smartphone.

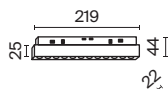









Points

^{EN} Metal body. Hidden LED light source. Focusing optics for key-light. Smart lamps with temperature control, dimmable, controlled by voice and remotely through the application.
^{DE} Metallrahmen. Versteckte LED-Lichtquelle. Konzentrierende Optik für gerichtete Beleuchtung. Die intelligenten Leuchten mit Temperatursteuerung sind dimmbar, sprachaktivierbar und können über eine App ferngesteuert werden.
^{IT} Corpo in metallo. Sorgente luminosa a LED nascosta. Ottica concentrante per illuminazione direzionale. Lampade intelligenti con controllo della temperatura, dimmerabili, comandate a voce e da remoto tramite l'applicazione.
^{FR} Corps en métal. de lumière LED dissimulée. Optique non imageante pour un éclairage orientable. Les luminaires-smart avec réglage de température, sont équipés de variateurs, contrôlables à la voix et à distance via une application.










LEDS OSRAM
Smart lamps LEDS EPISTAR



SCATTERING ANGLE	CCT	COLOR	ARTICLE	POWER	LIGHT FLUX	DIMMABLE	IP
 36°	 WARM	 BLACK	TR031-2-12W3K-B	12 W	840 LM	NO	IP20
	 DAY	 BLACK	TR031-2-12W4K-B	12 W	900 LM	NO	IP20
	 REGULATE	 BLACK	TR031-4-12W3K-S-DS-B	12 W	900 LM	BLUETOOTH CCT	IP20



SCATTERING ANGLE	CCT	COLOR	ARTICLE	POWER	LIGHT FLUX	DIMMABLE	IP
 36°	 WARM	 BLACK	TR031-2-18W3K-B	18 W	1600 LM	NO	IP20
	 DAY	 BLACK	TR031-2-18W4K-B	18 W	1600 LM	NO	IP20
	 REGULATE	 BLACK	TR031-4-18W3K-S-DS-B	18 W	1350 LM	BLUETOOTH CCT	IP20



TR031-2-12W4K-B


CRI>90 *High color rendering index allows you to maximize the interior colors.



BLUETOOTH CCT *You can change the temperature and brightness via your smartphone.



UGR<15 *Ultra-low Unified Glare Rating. The lamp is suitable for use in reading nooks and relaxing areas.



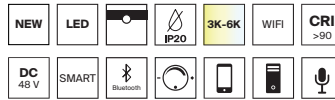
Larc

^{EN} Matte diffuser on the body for uniform illumination. Rotation around its axis by 360°. Wide scattering angle. LED light source.

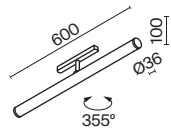
^{DE} Matter Diffusor am Rahmen sorgt für eine gleichmäßige Beleuchtung. 360°-Drehung um die eigene Achse. Breiter Lichtstreuwinkel. LED-Lichtquelle.








^{IT} Diffusore opaco sul corpo per un'illuminazione uniforme. Rotazione attorno al proprio asse di 360°. Ampio angolo di diffusione. Sorgente luminosa LED.

^{FR} Diffuseur mat sur le corps pour un éclairage uniforme. Rotation autour de son axe sur 360°. Grand angle de diffusion. Source de lumière LED.



LEDS EPISTAR




SCATTERING ANGLE	CCT	COLOR	ARTICLE	POWER	LIGHT FLUX	DIMMABLE	IP
	 WARM	 BLACK	TR086-2-25W3K-B	25 W	1880 LM	NO	IP20
	 DAY	 BLACK	TR086-2-25W4K-B	25 W	1880 LM	NO	IP20
	 REGULATE	 BLACK	TR086-4-25W-DS-B	25 W	1880 LM	BLUETOOTH CCT	IP20



TR086-2-25W3K-B


CRI>90 *High color rendering index allows you to maximize the interior colors.

Light source with opal diffuser for anti-glare effect.



BLUETOOTH CCT

*You can change the temperature and brightness via your smartphone.



Rado

^{EN} Matte diffuser on the body for uniform illumination. Rotation around its axis by 360°. Wide scattering angle. LED light source. Smart lamps with temperature control, dimmable, controlled by voice and remotely through the application.

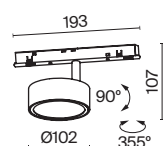
^{DE} Matter Diffusor am Rahmen sorgt für eine gleichmäßige Beleuchtung. 360°-Drehung um die eigene Achse. Breiter Lichtstreuwinkel. LED-Lichtquelle. Die intelligenten Leuchten mit Temperatursteuerung sind dimmbar, sprachaktivierbar und können über eine App ferngesteuert werden.


^{IT} Diffusore opaco sul corpo per un'illuminazione uniforme. Rotazione intorno al proprio asse di 360°. Ampio angolo di diffusione. Sorgente luminosa LED. Lampade intelligenti con controllo della temperatura, dimmerabili, comandate a voce e da remoto tramite l'applicazione.

^{FR} Diffuseur mat sur le corps pour un éclairage uniforme. Rotation autour de son axe sur 360°. Grand angle de diffusion. Source de lumière LED. Les luminaires-smart avec réglage de température, sont équipés de variateurs, contrôlables à la voix et à distance via une application.



LEDS EPISTAR



SCATTERING ANGLE	CCT	COLOR	ARTICLE	POWER	LIGHT FLUX	DIMMABLE	IP
 120°	3K WARM	■ BLACK	TR040-2-18W3K	18 W	1080 LM	NO	IP20
	4K DAY	■ BLACK	TR040-2-18W4K	18 W	1170 LM	NO	IP20
	3K-6K REGULATE	■ BLACK	TR040-4-18W3K-DS	18 W	1170 LM	BLUETOOTH CCT	IP20



TR040-2-18W3K


CRI>90 *High color rendering index allows you to maximize the interior colors.

Light source with opal diffuser for anti-glare effect.



BLUETOOTH CCT

*You can change the temperature and brightness via your smartphone.




Radity

Radial magnetic track system



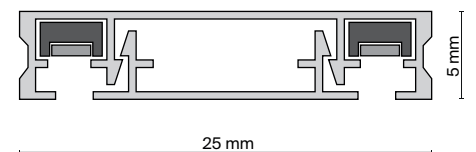

Light system of thin magnetic tracks with decorative radius connection for trendy lighting solutions.

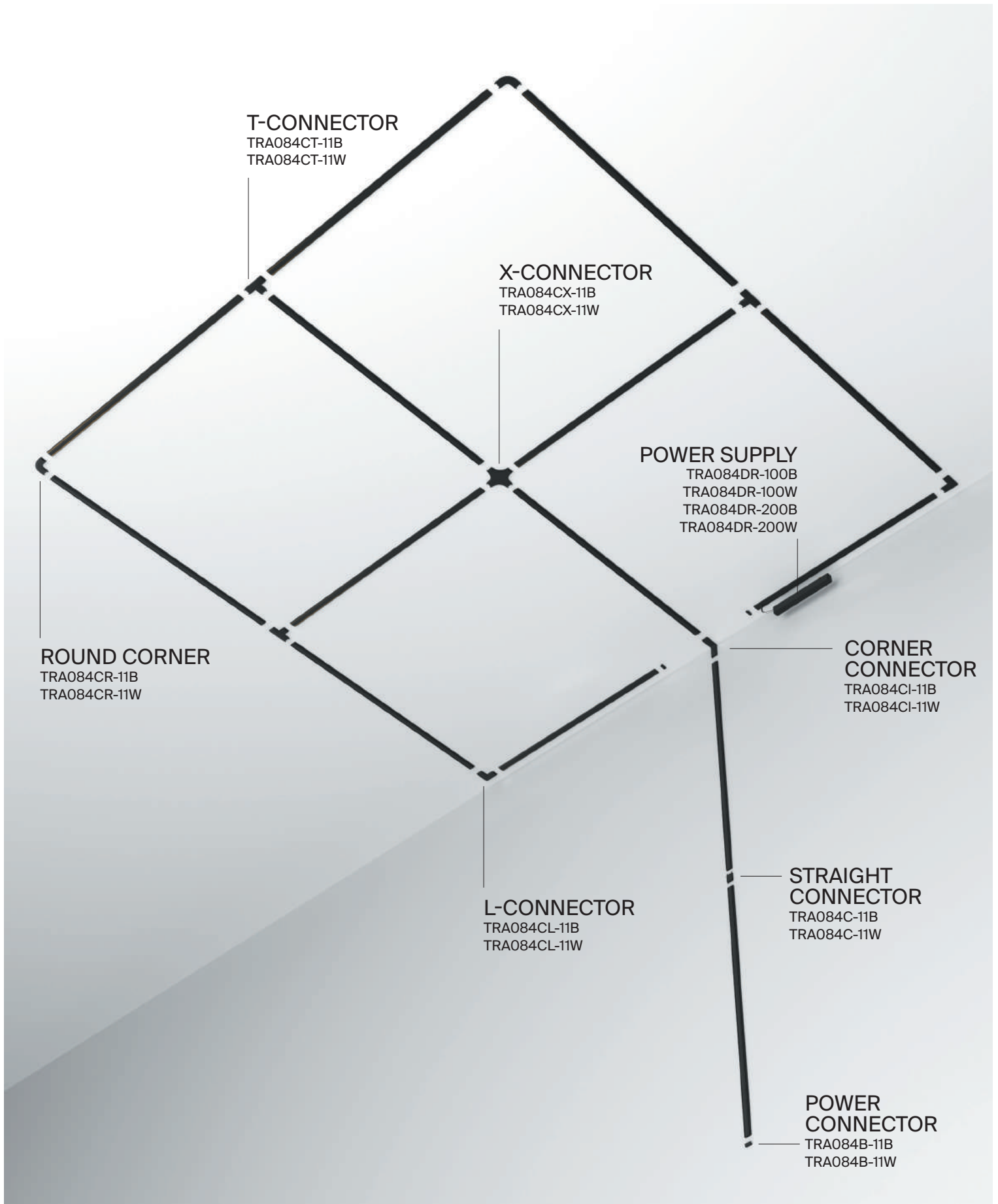


Elements of a Radity magnetic track system

B

SYSTEM ELEMENT	COLOR	ARTICLE	SIZE
TRACK	■ BLACK	TRX084-111B	H5.5 X W25 X L1000
	□ WHITE	TRX084-111W	H5.5 X W25 X L1000
	■ BLACK	TRX084-112B	H5.5 X W25 X L2000
	□ WHITE	TRX084-112W	H5.5 X W25 X L2000
HOLDER	■ BLACK	TRA084FC-11SB	H52 X W25 X L115
	□ WHITE	TRA084FC-11SW	H52 X W25 X L115
HOLDER	■ BLACK	TRA084FC-11LB	H52 X W25 X L222
	□ WHITE	TRA084FC-11LW	H52 X W25 X L222





Elements of a Radity magnetic track system



SYSTEM ELEMENT COLOR ARTICLE

POWER CONNECTOR BLACK TRA084B-11B
 WHITE TRA084B-11W



STRAIGHT CONNECTOR BLACK TRA084C-11B
 WHITE TRA084C-11W



L-CONNECTOR BLACK TRA084CL-11B
 WHITE TRA084CL-11W



T-CONNECTOR BLACK TRA084CT-11B
 WHITE TRA084CT-11W



X-CONNECTOR BLACK TRA084CX-11B
 WHITE TRA084CX-11W



SYSTEM ELEMENT	COLOR	ARTICLE
CORNER CONNECTOR	■ BLACK	TRA084CI-11B
	□ WHITE	TRA084CI-11W






ROUND CORNER	■ BLACK	TRA084CR-11B
	□ WHITE	TRA084CR-11W



Power connectors and drivers



SYSTEM ELEMENT	COLOR	ARTICLE	SIZE	POWER
POWER SUPPLY	■ BLACK	TRA084DR-100B	H29 X W25 X L238	100 W
	□ WHITE	TRA084DR-100W	H29 X W25 X L238	100 W
	■ BLACK	TRA084DR-200B	H29 X W25 X L259	200 W
	□ WHITE	TRA084DR-200W	H29 X W25 X L259	200 W



Lamps for Radity magnetic track system

LED

M	POINTS	212	FOCUS LED	218
				
				

W	BASIS GRID	216		
				
				

WW	BASIS	208		
				
				



TR084-1-12W3K-B

Basis

^{EN} Metal body. Wide scattering angle. LED light source. Soft dispersion.

^{DE} Metallrahmen. Breiter Lichtstreuwinkel. LED-Lichtquelle. Weiche Streuung.

^{IT} Corpo in metallo. Ampio angolo di diffusione. Sorgente luminosa LED. Diffusione morbida.

^{FR} Corps métallique. Grand angle de diffusion. Source de lumière LED. Dissémination douce.



LEDS SANAN

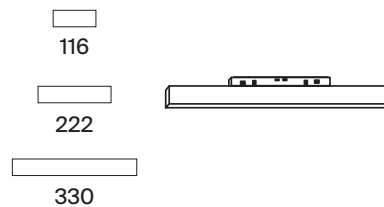
CHOOSE YOUR COLOR TEMPERATURE



WARM / DAY

CHOOSE SIZE AND POWER

6W × 116 / 12W × 222 / 16W × 330





TR080-1-12W3K-B

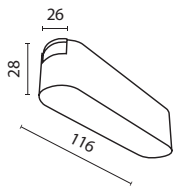
CRI>90 *High color rendering index allows you to maximize the interior colors.


Basis

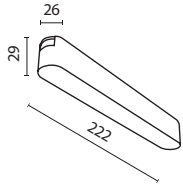
EN Metal body. Wide scattering angle. LED light source. Soft dispersion.
 DE Metallrahmen. Breiter Lichtstreuwinkel. LED-Lichtquelle. Weiche Streuung.
 IT Corpo in metallo. Ampio angolo di diffusione. Sorgente luminosa LED. Diffusione morbida.
 FR Corps métallique. Grand angle de diffusion. Source de lumière LED. Dissémination douce.




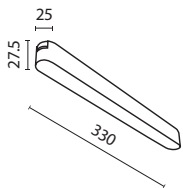
LEDS SANAN




SCATTERING ANGLE	CCT	COLOR	ARTICLE	POWER	LIGHT FLUX	DIMMABLE	IP
 120°	3K WARM	■ BLACK	TR080-1-6W3K-B	6W	350 LM	NO	IP20
	3K WARM	□ WHITE	TR080-1-6W3K-W	6W	450 LM	NO	IP20
	4K DAY	■ BLACK	TR080-1-6W4K-B	6W	350 LM	NO	IP20
	4K DAY	□ WHITE	TR080-1-6W4K-W	6W	500 LM	NO	IP20



SCATTERING ANGLE	CCT	COLOR	ARTICLE	POWER	LIGHT FLUX	DIMMABLE	IP
WASH WIDE 	3K WARM	■ BLACK	TR080-1-12W3K-B	12 W	700 LM	NO	IP20
	3K WARM	□ WHITE	TR080-1-12W3K-W	12 W	950 LM	NO	IP20
	4K DAY	■ BLACK	TR080-1-12W4K-B	12 W	850 LM	NO	IP20
	4K DAY	□ WHITE	TR080-1-12W4K-W	12 W	1000 LM	NO	IP20



SCATTERING ANGLE	CCT	COLOR	ARTICLE	POWER	LIGHT FLUX	DIMMABLE	IP
WASH WIDE 	3K WARM	■ BLACK	TR080-1-18W3K-B	16 W	900 LM	NO	IP20
	3K WARM	□ WHITE	TR080-1-18W3K-W	16 W	1150 LM	NO	IP20
	4K DAY	■ BLACK	TR080-1-18W4K-B	16 W	900 LM	NO	IP20
	4K DAY	□ WHITE	TR080-1-18W4K-W	16 W	1200 LM	NO	IP20


Points

^{EN} Metal body. Hidden LED light source. Focusing optics for key-light.
^{DE} Metallrahmen. Versteckte LED-Lichtquelle. Konzentrierende Optik für gerichtete Beleuchtung.
^{IT} Corpo in metallo. Sorgente luminosa a LED nascosta. Ottica concentrante per illuminazione direzionale.
^{FR} Corps métallique. Source de lumière LED dissimulée. Optique concentrée pour un éclairage orienté.



LEDS SANAN

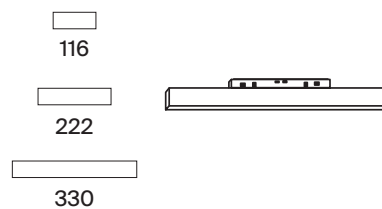
CHOOSE YOUR COLOR TEMPERATURE



WARM / DAY

CHOOSE SIZE AND POWER

6W × 116 / 12W × 222 / 16W × 330





TR082-1-12W3K-M-B

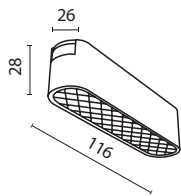
CRI > 90 *High color rendering index allows you to maximize the interior colors.

Points

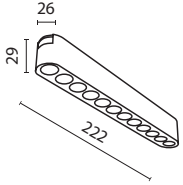
EN Metal body. Hidden LED light source. Focusing optics for key-light.
 DE Metallrahmen. Versteckte LED-Lichtquelle. Konzentrierende Optik für gerichtete Beleuchtung.
 IT Corpo in metallo. Sorgente luminosa a LED nascosta. Ottica concentrante per illuminazione direzionale.
 FR Corps métallique. Source de lumière LED dissimulée. Optique concentrée pour un éclairage orienté.




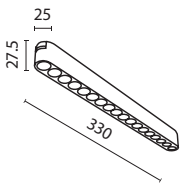
LEDS SANAN




SCATTERING ANGLE	CCT	COLOR	ARTICLE	POWER	LIGHT FLUX	DIMMABLE	IP
	3K WARM	BLACK	TR082-1-6W3K-M-B	6 W	600 LM	NO	IP20
	3K WARM	WHITE	TR082-1-6W3K-M-W	6 W	600 LM	NO	IP20
	4K DAY	BLACK	TR082-1-6W4K-M-B	6 W	700 LM	NO	IP20
	4K DAY	WHITE	TR082-1-6W4K-M-W	6 W	700 LM	NO	IP20



SCATTERING ANGLE	CCT	COLOR	ARTICLE	POWER	LIGHT FLUX	DIMMABLE	IP
MEDIUM 	3K WARM	BLACK	TR082-1-12W3K-M-B	12 W	1200 LM	NO	IP20
	3K WARM	WHITE	TR082-1-12W3K-M-W	12 W	1300 LM	NO	IP20
	4K DAY	BLACK	TR082-1-12W4K-M-B	12 W	1400 LM	NO	IP20
	4K DAY	WHITE	TR082-1-12W4K-M-W	12 W	1400 LM	NO	IP20



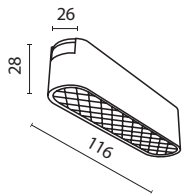
SCATTERING ANGLE	CCT	COLOR	ARTICLE	POWER	LIGHT FLUX	DIMMABLE	IP
MEDIUM 	3K WARM	BLACK	TR082-1-18W3K-M-B	16 W	1800 LM	NO	IP20
	3K WARM	WHITE	TR082-1-18W3K-M-W	16 W	1800 LM	NO	IP20
	4K DAY	BLACK	TR082-1-18W4K-M-B	16 W	1850 LM	NO	IP20
	4K DAY	WHITE	TR082-1-18W4K-M-W	16 W	1850 LM	NO	IP20


Basis Grid

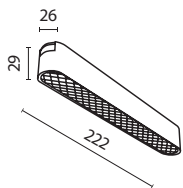
EN Metal body. Wide scattering angle. LED light source. Soft dispersion.
 DE Metallrahmen. Breiter Lichtstreuwinkel. LED-Lichtquelle. Weiche Streuung.
 IT Corpo in metallo. Ampio angolo di diffusione. Sorgente luminosa LED. Diffusione morbida.
 FR Corps métallique. Grand angle de diffusion. Source de lumière LED. Dissémination douce.




LEDS SANAN



SCATTERING ANGLE	CCT	COLOR	ARTICLE	POWER	LIGHT FLUX	DIMMABLE	IP
WIDE 	3K WARM	BLACK	TR084-1-6W3K-B	6 W	90 LM	NO	IP20
	3K WARM	WHITE	TR084-1-6W3K-W	6 W	90 LM	NO	IP20
	4K DAY	BLACK	TR084-1-6W4K-B	6 W	90 LM	NO	IP20
	4K DAY	WHITE	TR084-1-6W4K-W	6 W	90 LM	NO	IP20



SCATTERING ANGLE	CCT	COLOR	ARTICLE	POWER	LIGHT FLUX	DIMMABLE	IP
WIDE 	3K WARM	BLACK	TR084-1-12W3K-B	12 W	190 LM	NO	IP20
	3K WARM	WHITE	TR084-1-12W3K-W	12 W	190 LM	NO	IP20
	4K DAY	BLACK	TR084-1-12W4K-B	12 W	190 LM	NO	IP20
	4K DAY	WHITE	TR084-1-12W4K-W	12 W	190 LM	NO	IP20



TR084-1-6W3K-B

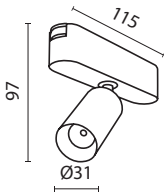
CRI > 90 *High color rendering index allows you to maximize the interior colors.


Focus LED

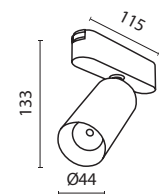
EN Metal body with swivel mechanism. 36° LED light source for perfect accent lighting.
 DE Metallrahmen mit einer Schwenkvorrichtung. LED-Lichtquelle mit 36°-Lichtstreuwinkel für eine perfekte Akzentbeleuchtung.
 IT Corpo in metallo con meccanismo girevole. Sorgente luminosa LED 36° per una perfetta illuminazione d'accento.
 FR Corps métallique avec mécanisme pivotant. Source de lumière LED avec angle de dissémination de 36° pour un éclairage d'accentuation parfait.




LEDS SANAN



SCATTERING ANGLE	CCT	COLOR	ARTICLE	POWER	LIGHT FLUX	DIMMABLE	IP
MEDIUM 	3K WARM	BLACK	TR103-1-5W3K-M-B	5 W	400 LM	NO	IP20
	3K WARM	WHITE	TR103-1-5W3K-M-W	5 W	400 LM	NO	IP20
	4K DAY	BLACK	TR103-1-5W4K-M-B	5 W	450 LM	NO	IP20
	4K DAY	WHITE	TR103-1-5W4K-M-W	5 W	450 LM	NO	IP20



SCATTERING ANGLE	CCT	COLOR	ARTICLE	POWER	LIGHT FLUX	DIMMABLE	IP
MEDIUM 	3K WARM	BLACK	TR103-1-12W3K-M-B	12 W	1000 LM	NO	IP20
	3K WARM	WHITE	TR103-1-12W3K-M-W	12 W	1000 LM	NO	IP20
	4K DAY	BLACK	TR103-1-12W4K-M-B	12 W	1100 LM	NO	IP20
	4K DAY	WHITE	TR103-1-12W4K-M-W	12 W	1100 LM	NO	IP20



TR103-1-12W3K-M-B

CRI>90 *High color rendering index allows you to maximize the interior colors.

LIGHT MO

Maytoni
Technical

Present
illuminated

Light
modules

Lamps
and accessories

MODULES

Zon















A collection of floodlight contour light modules for creating key and accent lighting.



Light modules Zon

LED

WW	ZON	228	ZON	229	ZON	232	ZON	233
								
								

ZON	233
	
	



C032CL-L48B4K

Zon

^{EN} Metal body. Highcolor rendering index. LED light source.

^{DE} Metallrahmen. Hoher Farbwiedergabeindex. LED-Lichtquelle.

^{IT} Corpo in metallo. Alto indice di resa cromatica. Sorgente luminosa LED.

^{FR} Corps métallique. Fort indice de rendu de couleur. Source de lumière LED.



LEDS EPISTAR

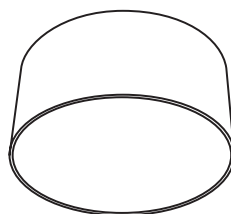
CHOOSE A COLOR



BLACK / WHITE

CHOOSE SIZE AND POWER

12W × Ø120 / 26W × Ø220 / 35W × Ø300 / 45W × Ø400 / 90W × Ø600





C032CL-L48B4K

Light source with acrylic diffuser for anti-glare effect.

Zon

^{EN} Metal body. Highcolor rendering index. LED light source.

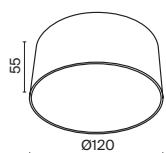
^{DE} Metallrahmen. Hoher Farbwiedergabeindex. LED-Lichtquelle.


^{IT} Corpo in metallo. Alto indice di resa cromatica. Sorgente luminosa LED.

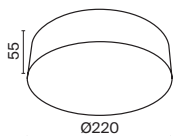
^{FR} Corps métallique. Fort indice de rendu de couleur. Source de lumière LED.




LEDS EPISTAR



SCATTERING ANGLE	CCT	COLOR	ARTICLE	POWER	LIGHT FLUX	DIMMABLE	IP
WASH WIDE	4K DAY	■ BLACK	C032CL-L12B4K	12 W	600 LM	NO	IP 20
	4K DAY	□ WHITE	C032CL-L12W4K	12 W	1000 LM	NO	IP 20



SCATTERING ANGLE	CCT	COLOR	ARTICLE	POWER	LIGHT FLUX	DIMMABLE	IP
WASH WIDE	4K DAY	BLACK	C032CL-L32B4K	26 W	2300 LM	NO	IP 20
	4K DAY	WHITE	C032CL-L32W4K	26 W	2500 LM	NO	IP 20





Zon

^{EN} Metal body. Highcolor rendering index. LED light source.

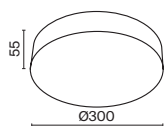
^{DE} Metallrahmen. Hoher Farbwiedergabeindex. LED-Lichtquelle.

^{IT} Corpo in metallo. Alto indice di resa cromatica. Sorgente luminosa LED.

^{FR} Corps métallique. Fort indice de rendu de couleur. Source de lumière LED.



LEDS EPISTAR



SCATTERING
ANGLE

CCT

COLOR

ARTICLE

POWER

LIGHT FLUX

DIMMABLE

IP

WASH WIDE

4K DAY

■ BLACK

C032CL-L43B4K

35 W

2900 LM

NO

IP 20



4K DAY

WHITE

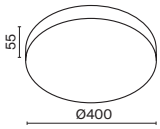
C032CL-L43W4K

35 W

3000 LM

NO

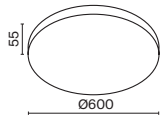
IP 20



SCATTERING ANGLE

CCT	COLOR	ARTICLE	POWER	LIGHT FLUX	DIMMABLE	IP
4K DAY	BLACK	C032CL-L48B4K	45 W	3900 LM	NO	IP 20
4K DAY	WHITE	C032CL-L48W4K	45 W	4900 LM	NO	IP 20

WASH WIDE



SCATTERING ANGLE

CCT	COLOR	ARTICLE	POWER	LIGHT FLUX	DIMMABLE	IP
4K DAY	BLACK	C032CL-L96B4K	90 W	9000 LM	NO	IP 20
4K DAY	WHITE	C032CL-L96W4K	90 W	8000 LM	NO	IP 20

WASH WIDE



Rim
























































A collection of floodlight contour light modules for creating key lighting.



Light modules Rim

LED

WW	RIM	242	RIM	243	RIM	243	RIM	246
		  		  		  		  
		  		  		  		  
		  		  		  		  
		  						



MOD058WL-L25B3K





Rim

^{EN} Metal body. Trendy circle shape. Wall lamp with reflected backlight. LED light source.
^{DE} Metallrahmen. Trendige Kreisform. Wandleuchten mit reflektierter Beleuchtung. LED-Lichtquelle.
^{IT} Corpo in metallo. Forma circolare alla mod. Applique con luce riflessa. Sorgente luminosa LED.
^{FR} Corps métallique. Forme arrondie tendance. Applique avec réflexion de l'éclairage. Source de lumière LED.



LEDS SANAN

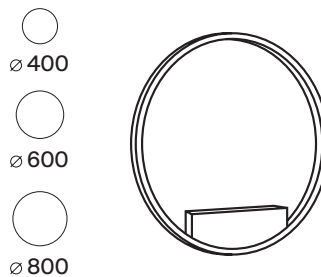
CHOOSE A COLOR



BLACK / BRASS

CHOOSE SIZE AND POWER

25W × Ø400 / 37W × Ø600 / 51W × Ø800



240



MOD058WL-L50BS4K MOD058PL-L74BS4K

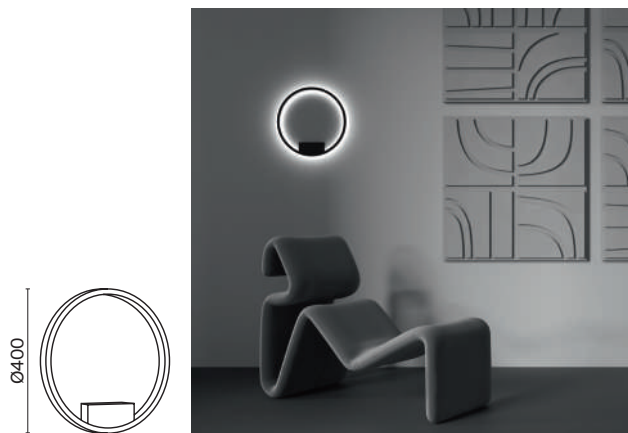
Light source with acrylic diffuser for anti-glare effect.






Rim

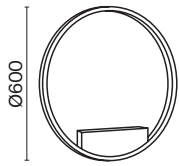
EN Metal body. Trendy circle shape. Wall lamp with reflected backlight. LED light source.
 DE Metallrahmen. Trendige Kreisform. Wandleuchten mit reflektierter Beleuchtung. LED-Lichtquelle.
 IT Corpo in metallo. Forma circolare alla mod. Applique con luce riflessa. Sorgente luminosa LED.
 FR Corps métallique. Forme arrondie tendance. Applique avec réflexion de l'éclairage. Source de lumière LED.




LEDS SANAN

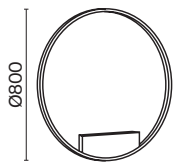


SCATTERING ANGLE	CCT	COLOR	ARTICLE	POWER	LIGHT FLUX	DIMMABLE	IP
 120°	 WARM	 BLACK	MOD058WL-L25B3K	25 W	1200 LM	NO	IP 20
	 WARM	 BRASS	OD058WL-L25BS3K	25 W	1200 LM	NO	IP 20




SCATTERING ANGLE

SCATTERING ANGLE	CCT	COLOR	ARTICLE	POWER	LIGHT FLUX	DIMMABLE	IP
WASH WIDE 	3K WARM	BLACK	MOD058WL-L35B3K	37 W	1800 LM	NO	IP 20
	3K WARM	BRASS	MOD058WL-L35BS3K	37 W	1800 LM	NO	IP 20



SCATTERING ANGLE

SCATTERING ANGLE	CCT	COLOR	ARTICLE	POWER	LIGHT FLUX	DIMMABLE	IP
WASH WIDE 	3K WARM	BLACK	MOD058WL-L50B3K	51 W	2400 LM	NO	IP 20
	3K WARM	BRASS	MOD058WL-L50BS3K	51 W	2400 LM	NO	IP 20

Rim

EN Metal body. Trendy circle shape. LED light source.
 DE Metallrahmen. Trendige Kreisform. LED-Lichtquelle.
 IT Corpo in metallo. Forma circolare alla mod. Sorgente luminosa LED.
 FR Corps métallique. Forme arrondie tendance. Source de lumière LED.



LEDS SANAN

CHOOSE A COLOR



BLACK / BRASS

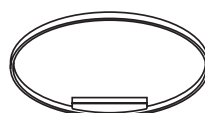
CHOOSE YOUR COLOR TEMPERATURE



WARM / DAY

CHOOSE SIZE AND POWER

25W × Ø400 / 37W × Ø600





MOD058CL-L35BS4K

Light source with acrylic diffuser for anti-glare effect.

Rim

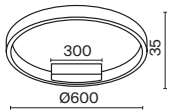
EN Metal body. Trendy circle shape. LED light source.
 DE Metallrahmen. Trendige Kreisform. LED-Lichtquelle.
 IT Corpo in metallo. Forma circolare alla mod. Sorgente luminosa LED.
 FR Corps métallique. Forme arrondie tendance. Source de lumière LED.



LEDS SANAN



SCATTERING ANGLE	CCT	COLOR	ARTICLE	POWER	СВЕТОВОЙ ПОТОК	DIMMABLE	IP
<p>120°</p>	3K WARM	BLACK	MOD058CL-L25B3K	25 W	1200 LM	NO	IP 20
	3K WARM	BRASS	MOD058CL-L25BS3K	25 W	1200 LM	NO	IP 20
	4K DAY	BLACK	MOD058CL-L25B4K	25 W	1200 LM	NO	IP 20
	4K DAY	BRASS	MOD058WL-L25BS4K	25 W	1200 LM	NO	IP 20



SCATTERING
ANGLE

CCT

COLOR

ARTICLE

POWER

LIGHT FLUX

DIMMABLE

IP

WASH WIDE

3K

WARM

BLACK

MOD058CL-L35B3K

37 W

1800 LM

NO

IP 20

3K

WARM

BRASS

MOD058CL-L35BS3K

37 W

1800 LM

NO

IP 20

4K

DAY

BLACK

MOD058CL-L35B4K

37 W

1800 LM

NO

IP 20

4K

DAY

BRASS

MOD058CL-L35BS4K

37 W

1800 LM

NO

IP 20



Rim

^{EN} Metal body. Trendy circle shape. The position of the rings of the pendant models is adjustable. LED light source.

^{DE} Metallrahmen. Trendige Kreisform. Einstellbare Position der Ringe der Pendelmodelle. LED-Lichtquelle.

^{IT} Corpo in metallo. Forma circolare alla moda. La posizione degli anelli dei modelli a sospensione è regolabile. Sorgente luminosa LED.

^{FR} Corps métallique. Forme arrondie tendance. Disposition des anneaux des modèles suspendus réglable. Source de lumière LED.



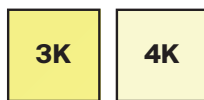
LEDS SANAN

CHOOSE A COLOR



BLACK / BRASS

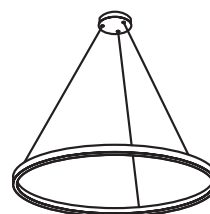
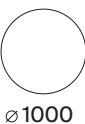
CHOOSE YOUR COLOR TEMPERATURE



WARM / DAY

CHOOSE SIZE AND POWER

25W × Ø400 / 37W × Ø600 / 51W × Ø800 / 61W × Ø1000 / 81W × Ø1200





MOD058PL-L54B4K

Light source with acrylic diffuser for anti-glare effect.

Rim

^{EN} Metal body. Trendy circle shape. The position of the rings of the pendant models is adjustable. LED light source.

^{DE} Metallrahmen. Trendige Kreisform. Einstellbare Position der Ringe der Pendelmodelle. LED-Lichtquelle.

^{IT} Corpo in metallo. Forma circolare alla moda. La posizione degli anelli dei modelli a sospensione è regolabile. Sorgente luminosa LED.

^{FR} Corps métallique. Forme arrondie tendance. Disposition des anneaux des modèles suspendus réglable. Source de lumière LED.



LEDS SANAN



SCATTERING ANGLE	CCT	COLOR	ARTICLE	POWER	LIGHT FLUX	DIMMABLE	IP
	3K WARM	BLACK	MOD058PL-L22B3K	25 W	1200 LM	NO	IP 20
	3K WARM	BRASS	MOD058PL-L22BS3K	25 W	1200 LM	NO	IP 20

B **BS**



SCATTERING
ANGLE

CCT	COLOR	ARTICLE	POWER	LIGHT FLUX	DIMMABLE	IP
3K WARM	BLACK	MOD058PL-L32B3K	37 W	2200 LM	NO	IP 20
3K WARM	BRASS	MOD058PL-L32BS3K	37 W	2200 LM	NO	IP 20
4K DAY	BLACK	MOD058PL-L32B4K	37 W	2200 LM	NO	IP 20
4K DAY	BRASS	MOD058PL-L32BS4K	37 W	2200 LM	NO	IP 20



Rim

^{EN} Metal body. Trendy circle shape. The position of the rings of the pendant models is adjustable. LED light source.

^{DE} Metallrahmen. Trendige Kreisform. Einstellbare Position der Ringe der Pendelmodelle. LED-Lichtquelle.

^{IT} Corpo in metallo. Forma circolare alla moda. La posizione degli anelli dei modelli a sospensione è regolabile. Sorgente luminosa LED.

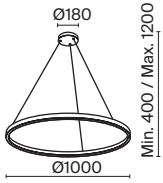
^{FR} Corps métallique. Forme arrondie tendance. Disposition des anneaux des modèles suspendus réglable. Source de lumière LED.








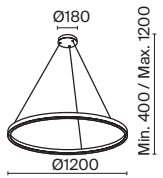
LEDS SANAN








SCATTERING ANGLE	CCT	COLOR	ARTICLE	POWER	LIGHT FLUX	DIMMABLE	IP
	3K WARM	BLACK	MOD058PL-L42B3K	51 W	3000 LM	NO	IP 20
	3K WARM	BRASS	MOD058PL-L42BS3K	51 W	3000 LM	NO	IP 20
	4K DAY	BLACK	MOD058PL-L42B4K	51 W	3000 LM	NO	IP 20
	4K DAY	BRASS	MOD058PL-L42BS4K	51 W	3000 LM	NO	IP 20



SCATTERING ANGLE	CCT	COLOR	ARTICLE	POWER	LIGHT FLUX	DIMMABLE	IP
 120°	 WARM	 BLACK	MOD058PL-L54B3K	61 W	3500 LM	NO	IP 20
	 WARM	 BRASS	MOD058PL-L54BS3K	61 W	3500 LM	NO	IP 20



SCATTERING ANGLE	CCT	COLOR	ARTICLE	POWER	LIGHT FLUX	DIMMABLE	IP
 120°	 WARM	 BLACK	MOD058PL-L65B3K	81 W	2800 LM	NO	IP 20
	 WARM	 BRASS	MOD058PL-L65BS3K	81 W	4800 LM	NO	IP 20

Rim

^{EN} Metal body. Trendy circle shape. The position of the rings of the pendant models is adjustable. LED light source.

^{DE} Metallrahmen. Trendige Kreisform. Einstellbare Position der Ringe der Pendelmodelle. LED-Lichtquelle.

^{IT} Corpo in metallo. Forma circolare alla moda. La posizione degli anelli dei modelli a sospensione è regolabile. Sorgente luminosa LED.

^{FR} Corps métallique. Forme arrondie tendance. Disposition des anneaux des modèles suspendus réglable. Source de lumière LED.

B

BS



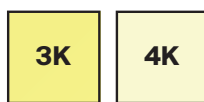
LEDS SANAN

CHOOSE A COLOR



BLACK / BRASS

CHOOSE YOUR COLOR TEMPERATURE



WARM / DAY

CHOOSE SIZE AND POWER


61W × Ø600 / 88W × Ø800 / 115W × Ø800



Ø 600



Ø 800





MOD058PL-L74BS4K

Light source with acrylic diffuser for anti-glare effect.

Rim

^{EN} Metal body. Trendy circle shape. The position of the rings of the pendant models is adjustable. LED light source.

^{DE} Metallrahmen. Trendige Kreisform. Einstellbare Position der Ringe der Pendelmodelle. LED-Lichtquelle.

^{IT} Corpo in metallo. Forma circolare alla moda. La posizione degli anelli dei modelli a sospensione è regolabile. Sorgente luminosa LED.

^{FR} Corps métallique. Forme arrondie tendance. Disposition des anneaux des modèles suspendus réglable. Source de lumière LED.



LEDS SANAN



SCATTERING
ANGLE

CCT

COLOR

ARTICLE

POWER

LIGHT FLUX

DIMMABLE

IP

WASH WIDE

3K WARM

BLACK

MOD058PL-L55B3K

61 W

3500 LM

NO

IP 20



3K WARM

BRASS

MOD058PL-L55BS3K

61 W

3500 LM

NO

IP 20



SCATTERING ANGLE

CCT

COLOR

ARTICLE

POWER

LIGHT FLUX

DIMMABLE

IP

WASH WIDE



3K	WARM	■ BLACK	MOD058PL-L74B3K	88 W	5200 LM	NO	IP 20
3K	WARM	■ BRASS	MOD058PL-L74BS3K	88 W	5200 LM	NO	IP 20
4K	DAY	■ BLACK	MOD058PL-L74B4K	88 W	5200 LM	NO	IP 20
4K	DAY	■ BRASS	MOD058PL-L74BS4K	88 W	5200 LM	NO	IP 20

Rim

^{EN} Metal body. Trendy circle shape. The position of the rings of the pendant models is adjustable. LED light source.

^{DE} Metallrahmen. Trendige Kreisform. Einstellbare Position der Ringe der Pendelmodelle. LED-Lichtquelle.

^{IT} Corpo in metallo. Forma circolare alla moda. La posizione degli anelli dei modelli a sospensione è regolabile. Sorgente luminosa LED.

^{FR} Corps métallique. Forme arrondie tendance. Disposition des anneaux des modèles suspendus réglable. Source de lumière LED.



LEDS SANAN



SCATTERING
ANGLE

CCT

COLOR

ARTICLE

POWER

LIGHT FLUX

DIMMABLE

IP

WASH WIDE



3K	WARM	■ BLACK	MOD058PL-L100B3K	115 W	6100 LM	NO	IP 20
3K	WARM	■ BRASS	MOD058PL-L100BS3K	115 W	6100 LM	NO	IP 20
4K	DAY	■ BLACK	MOD058PL-L100B4K	115 W	6100 LM	NO	IP 20
4K	DAY	■ BRASS	MOD058PL-L100BS4K	115 W	6100 LM	NO	IP 20



MOD058PL-L100BS4K

Light source with acrylic diffuser for anti-glare effect.

FLEXIB

Maytoni
Technical

Present
illuminated

Flexible
neon




















BLE


NEON

Interior
lamps

Tau lamps

LED

WW 	TAU 	264  	TAU 	265  	TAU 	266  	TAU 	270  
	TAU 	272  	TAU 	268  				



MOD166PL-L20G3K

Tau

^{EN} Aluminum case. Diffuser of two types: silicone tube and ultra-strong tourniquet (does not turn yellow over time, has high strength). LED light source. Soft uniform glow thanks to the high density of the LEDs.

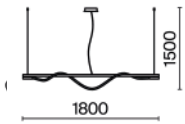
^{DE} Rahmen aus Aluminium. Zwei Arten von Diffusoren: Ein Silikonschlauch und ein superfestes Kabelbündel (vergilbt im Laufe der Zeit nicht, hat eine hohe Festigkeit). LED-Lichtquelle. Weiches, gleichmäßiges Leuchten dank der hohen Dichte der LEDs.

^{IT} Corpo in alluminio. Diffusore di due tipi: tubo in silicone e laccio emostatico ultra resistente (non ingiallisce nel tempo, ha un'elevata resistenza). Sorgente luminosa LED. Bagliore morbido e uniforme grazie all'elevata densità dei LED.

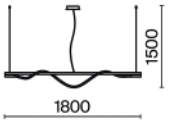
^{FR} Corps en aluminium. Diffuseur de deux types: tube en silicone et gaine ultra résistante (ne jaunit pas avec le temps, forte solidité). Source de lumière LED. Éclairage doux uniforme grâce à une forte densité de LED.



LEDS SANAN



SCATTERING ANGLE	CCT	COLOR	ARTICLE	POWER	LIGHT FLUX	DIMMABLE	IP
260°	3K WARM	GOLD	MOD166PL-L30G3K	30 W	1250 LM	NO	IP 20



SCATTERING ANGLE	CCT	COLOR	ARTICLE	POWER	LIGHT FLUX	DIMMABLE	IP
WW	3K WARM	GOLD	MOD166PL-L20G3K	21 W	910 LM	NO	IP 20



Tau

^{EN} Aluminum case. Diffuser of two types: silicone tube and ultra-strong tourniquet (does not turn yellow over time, has high strength). LED light source. Soft uniform glow thanks to the high density of the LEDs.

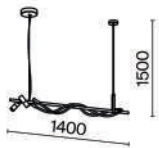
^{DE} Rahmen aus Aluminium. Zwei Arten von Diffusoren: Ein Silikonschlauch und ein superfestes Kabelbündel (vergilbt im Laufe der Zeit nicht, hat eine hohe Festigkeit). LED-Lichtquelle. Weiches, gleichmäßiges Leuchten dank der hohen Dichte der LEDs.

^{IT} Corpo in alluminio. Diffusore di due tipi: tubo in silicone e laccio emostatico ultra resistente (non ingiallisce nel tempo, ha un'elevata resistenza). Sorgente luminosa LED. Bagliore morbido e uniforme grazie all'elevata densità dei LED.

^{FR} Corps en aluminium. Diffuseur de deux types: tube en silicone et gaine ultra résistante (ne jaunit pas avec le temps, forte solidité). Source de lumière LED. Éclairage doux uniforme grâce à une forte densité de LED.



LEDS SANAN



SCATTERING ANGLE	CCT	COLOR	ARTICLE	POWER	LIGHT FLUX	DIMMABLE	IP
WW	3K WARM	BLACK/GOLD	MOD166PL-L30GB3K	42 W	1500 LM	NO	IP 20





MOD166PL-L30GB3K



Tau

^{EN} Aluminum case. Diffuser of two types: silicone tube and ultra-strong tourniquet (does not turn yellow over time, has high strength). LED light source. Soft uniform glow thanks to the high density of the LEDs.

^{DE} Rahmen aus Aluminium. Zwei Arten von Diffusoren: Ein Silikonschlauch und ein superfestes Kabelbündel (vergilbt im Laufe der Zeit nicht, hat eine hohe Festigkeit). LED-Lichtquelle. Weiches, gleichmäßiges Leuchten dank der hohen Dichte der LEDs.

^{IT} Corpo in alluminio. Diffusore di due tipi: tubo in silicone e laccio emostatico ultra resistente (non ingiallisce nel tempo, ha un'elevata resistenza). Sorgente luminosa LED. Bagliore morbido e uniforme grazie all'elevata densità dei LED.


^{FR} Corps en aluminium. Diffuseur de deux types: tube en silicone et gaine ultra résistante (ne jaunit pas avec le temps, forte solidité). Source de lumière LED. Éclairage doux uniforme grâce à une forte densité de LED.

B



LEDS SANAN



SCATTERING ANGLE	CCT	COLOR	ARTICLE	POWER	LIGHT FLUX	DIMMABLE	IP
WW 	3K WARM	BLACK	MOD166FL-L15B3K	15 W	450 LM	NO	IP 20



MOD166FL-L15B3K



Tau

^{EN} Aluminum case. Diffuser of two types: silicone tube and ultra-strong tourniquet (does not turn yellow over time, has high strength). LED light source. Soft uniform glow thanks to the high density of the LEDs.

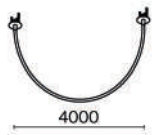
^{DE} Rahmen aus Aluminium. Zwei Arten von Diffusoren: Ein Silikonschlauch und ein superfestes Kabelbündel (vergilbt im Laufe der Zeit nicht, hat eine hohe Festigkeit). LED-Lichtquelle. Weiches, gleichmäßiges Leuchten dank der hohen Dichte der LEDs.


^{IT} Corpo in alluminio. Diffusore di due tipi: tubo in silicone e laccio emostatico ultra resistente (non ingiallisce nel tempo, ha un'elevata resistenza). Sorgente luminosa LED. Bagliore morbido e uniforme grazie all'elevata densità dei LED.

^{FR} Corps en aluminium. Diffuseur de deux types: tube en silicone et gaine ultra résistante (ne jaunit pas avec le temps, forte solidité). Source de lumière LED. Éclairage doux uniforme grâce à une forte densité de LED.



LEDS SANAN




SCATTERING ANGLE	CCT	COLOR	ARTICLE	POWER	LIGHT FLUX	DIMMABLE	IP
WW	3K WARM	GOLD	MOD146PL-L40G3K	40 W	2200 LM	NO	IP 20
	3K WARM	BLACK	MOD146PL-L40B3K	40 W	2200 LM	NO	IP 20

270



MOD146PL-L40G3K



Tau

^{EN} Aluminum case. Diffuser of two types: silicone tube and ultra-strong tourniquet (does not turn yellow over time, has high strength). LED light source. Soft uniform glow thanks to the high density of the LEDs.

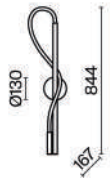
^{DE} Rahmen aus Aluminium. Zwei Arten von Diffusoren: Ein Silikonschlauch und ein superfestes Kabelbündel (vergilbt im Laufe der Zeit nicht, hat eine hohe Festigkeit). LED-Lichtquelle. Weiches, gleichmäßiges Leuchten dank der hohen Dichte der LEDs.

^{IT} Corpo in alluminio. Diffusore di due tipi: tubo in silicone e laccio emostatico ultra resistente (non ingiallisce nel tempo, ha un'elevata resistenza). Sorgente luminosa LED. Bagliore morbido e uniforme grazie all'elevata densità dei LED.

^{FR} Corps en aluminium. Diffuseur de deux types: tube en silicone et gaine ultra résistante (ne jaunit pas avec le temps, forte solidité). Source de lumière LED. Éclairage doux uniforme grâce à une forte densité de LED.



LEDS SANAN




SCATTERING ANGLE	CCT	COLOR	ARTICLE	POWER	LIGHT FLUX	MATERIAL	IP
WW	3K WARM	GOLD	MOD166WL-L12G3K	13 W	600 LM	TOURNIQUET	IP 20





MOD166WL-L12G3K



Maytoni
Technical

DOWNN L

Present
illuminated

Spotlight


LIGHTS

Lamps
and accessories

Spotlights


Downlights are recessed fixtures that are used to create directional lighting. In houses and apartments, they are most often used as additional light sources that are part of a multi-level lighting system.

The literal translation means “shining down”. Downlights are equipped with special reflectors responsible for the direction of the light flux. They are used to illuminate functional areas, visual space zoning, decorative lighting and other purposes. Due to their compact size and low weight, downlights are ideal for installation in plasterboard, pendant and stretch ceilings.




Lamps under putty

In addition to electrical installation work, installation also involves painting work and allows you to mount products flush with the surface without seams and joints.



Spring-based lamps

Suitable for installation in all types of ceilings. To use this type of mount in stretch ceilings, a special mount is required to prevent overheating of the lamp, which is purchased separately along with the main ceiling mounts.


















Lamps for compact mounting

These luminaires are a type of spring-based lamps that require less than 2 centimeters of ceiling space for installation.







































Spotlights for putty

BASE

GU10 	SHARE 288  	SHARE 289  	SHARE 287  	ATOM 311  
ATOM 311  	DOT 376  	DOT 376  		

Spotlights

BASE

	STARK 300   	STARK 300   	ZOOM 318   	ZOOM 320   
	ZOOM 320   	REIF 284  	REIF 287  	SHARE 352  
	ATOM 302  	ATOM 302  	ATOM 304  	DOT 305  
	ATOM 310  	DOT 314  	DOT 314  	DOT 316  

Spotlights

BASE

GU10

METAL MODERN 324



METAL MODERN 324



SLIM

326



YIN

336



LIPARI

342



GX53

HOOP

328



HOOP














330









Spotlights

LED

M **ALFA LED** **292** **ALFA LED** **296** **ALFA LED** **298** **ALFA LED** **298**

ALFA LED **292** **ALFA LED** **296**

W **ZOOM** **322** **ZOOM** **322** **ZOOM** **324** **ZOOM** **324**

Spotlights

LED

W	YIN	337	YIN	337	ZEN	340

WW	STOCKTON	334	OKNO	344	OKNO	346

PHANTON	332





DL023-2-01W

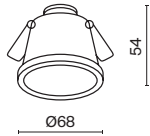
Reif

^{EN} Metal body. Two types of models: with and without a fully integrated body. The light source is a lamp with a GU10 base (not included).

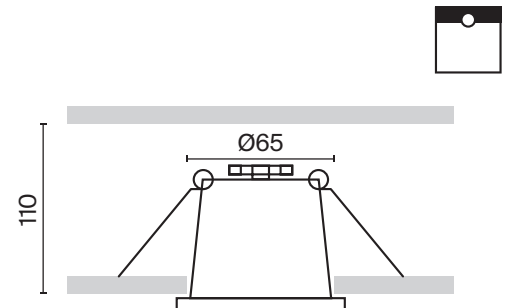
^{DE} Metallrahmen. Es gibt zwei Arten von Modellen: Mit voll integriertem und mit nicht integriertem Rahmen. Lichtquelle: Ein Leuchtmittel mit einer Fassung GU10 (nicht im Lieferumfang enthalten).

^{IT} Corpo in metallo. Due tipi di modelli: con corpo completamente integrato e non. Sorgente luminosa - lampadina con attacco GU10 (non inclusa).

^{FR} Corps métallique. Deux types de modèles: avec un corps entièrement encastré ou non. Source de lumière: ampoule à culot GU10 (non comprise dans le lot).

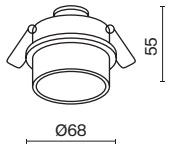



LAMP	NUMBER OF LAMPS	COLOR	ARTICLE	MAX W LAMPS	IP
	1 x GU10	■ BLACK	DL049-01B	50 W	IP 20
	1 x GU10	□ WHITE	DL049-01W	50 W	IP 20
	1 x GU10	■ GOLD / BLACK	DL049-01GB	50 W	IP 20
	1 x GU10	□ GOLD / WHITE	DL049-01WG	50 W	IP 20

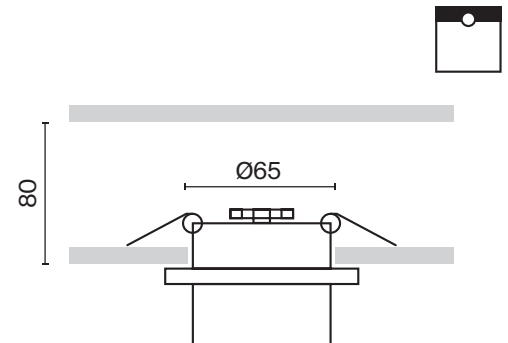


284

Recessed light source for anti-glare effect.



LAMP	NUMBER OF LAMPS	COLOR	ARTICLE	MAX W LAMPS	IP
GU10	1x GU10	■ BLACK	DL050-01B	50 W	IP 20
	1x GU10	□ WHITE	DL050-01W	50 W	IP 20
	1x GU10	■ GOLD / BLACK	DL050-01GB	50 W	IP 20
	1x GU10	□ GOLD / WHITE	DL050-01WG	50 W	IP 20



Recessed light source for anti-glare effect.

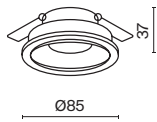
Share


^{EN} Metal body. Part of the luminaires has a swivel mechanism for adjusting the light flux. In a series of models for putty, with a decorative frame and with a recessed GU10 lamp (not included).

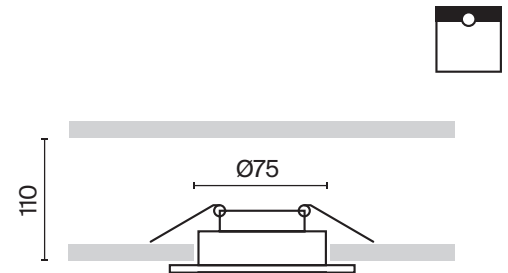
^{DE} Metallrahmen. Ein Teil der Leuchten ist mit einer Schwenkvorrichtung zur Einstellung des Lichtstroms ausgestattet. In einer Serie von Unterputz-Modellen, mit einem dekorativen Rahmen und mit einem versenkten Leuchtmittel mit einer Fassung GU10 (nicht im Lieferumfang enthalten).

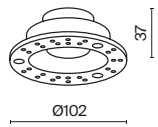
^{IT} Corpo in metallo. Parte degli apparecchi con meccanismo girevole per la regolazione del flusso luminoso. In una serie di modelli per mastice, con cornice decorativa e con lampada da incasso GU10 (non inclusa).


^{FR} Corps métallique. Partie des LED avec un mécanisme pivotant pour le réglage du flux lumineux. Dans la série du modèle à poser sur support en plâtre, avec un cadre décoratif et une ampoule encastrée GU10 (non comprise dans le lot).

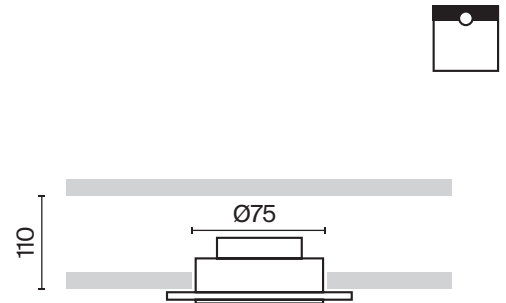


LAMP	NUMBER OF LAMPS	COLOR	ARTICLE	MAX W LAMPS	IP
GU10	1x GU10	■ BLACK	DL053-01B	10 W	IP 20
	1x GU10	■ BLACK / MATTE GOLD	DL053-01BMG	10 W	IP 20
	1x GU10	■ WHITE / BLACK	DL053-01WB	10 W	IP 20
	1x GU10	■ WHITE / MATTE GOLD	DL053-01WMG	10 W	IP 20
	1x GU10	□ WHITE	DL053-01W	10 W	IP 20





LAMP	NUMBER OF LAMPS	COLOR	ARTICLE	MAX W LAMPS	IP
GU10	1 x GU10	WHITE / BLACK	DL051-U-2WB	10 W	IP 20
	1 x GU10	WHITE	DL051-U-2W	10 W	IP 20
	1 x GU10	WHITE / MATTE GOLD	DL051-U-2WMG	10 W	IP 20



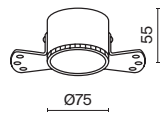
Share


^{EN} Metal body. Part of the luminaires has a swivel mechanism for adjusting the light flux. In a series of models for putty, with a decorative frame and with a recessed GU10 lamp (not included).

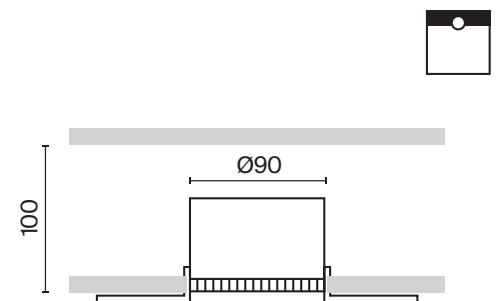
^{DE} Metallrahmen. Ein Teil der Leuchten ist mit einer Schwenkvorrichtung zur Einstellung des Lichtstroms ausgestattet. In einer Serie von Unterputz-Modellen, mit einem dekorativen Rahmen und mit einem versenkten Leuchtmittel mit einer Fassung GU10 (nicht im Lieferumfang enthalten).


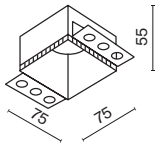
^{IT} Corpo in metallo. Parte degli apparecchi con meccanismo girevole per la regolazione del flusso luminoso. In una serie di modelli per mastice, con cornice decorativa e con lampada da incasso GU10 (non inclusa).


^{FR} Corps métallique. Partie des LED avec un mécanisme pivotant pour le réglage du flux lumineux. Dans la série du modèle à poser sur support en plâtre, avec un cadre décoratif et une ampoule encastrée GU10 (non comprise dans le lot).



LAMP	NUMBER OF LAMPS	COLOR	ARTICLE	MAX W LAMPS	IP
GU10	1 x GU10	■ BLACK	DL051-01-GU10-RD-WB	20 W	IP 20
	1 x GU10	□ WHITE	DL051-01-GU10-RD-W	20 W	IP 20
	1 x GU10	■ MATTE GOLD	DL051-01-GU10-RD-WMG	20 W	IP 20
	1 x GU10	■ MATTE SILVER	DL051-01-GU10-RD-WS	20 W	IP 20





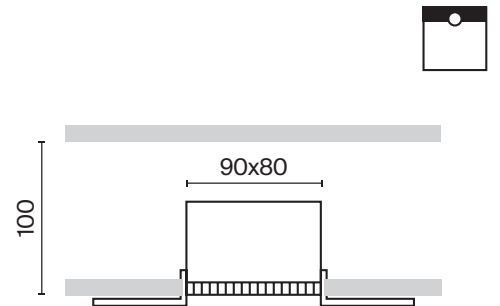
LAMP	NUMBER OF LAMPS	COLOR	ARTICLE	MAX W LAMPS	IP
GU10	1 x GU10	■ BLACK	DL051-01-GU10-SQ-WB	20 W	IP 20
	1 x GU10	□ WHITE	DL051-01-GU10-SQ-W	20 W	IP 20
	1 x GU10	■ MATTE GOLD	DL051-01-GU10-SQ-WMG	20 W	IP 20
	1 x GU10	■ MATTE SILVER	DL051-01-GU10-SQ-WS	20 W	IP 20



Fixing the luminaire on boron grids is designed for frameless mounting under putty.



Recessed light source for anti-glare effect.







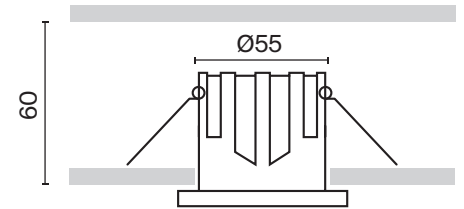
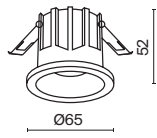
DL053-01W

Aifa LED

EN Metal body. In a series of models with and without dimming. LED light source.
 DE Metallrahmen. In der Serie gibt es dimmbare und nicht dimmbare Modelle. LED-Lichtquelle.
 IT Corpo in metallo. La serie include sia modelli con dimmer che senza. Sorgente luminosa LED.
 FR Corps métallique. Dans la série du modèle avec variateur et sans. Source de lumière LED.



LEDS BRIGELUX

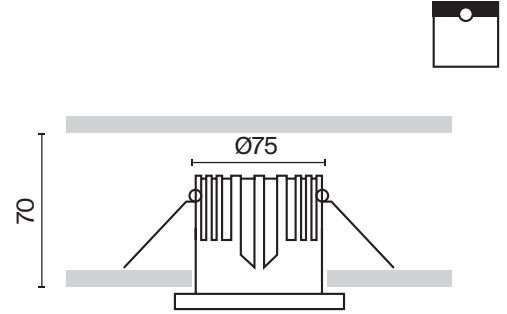
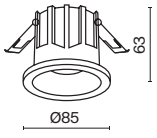


SCATTERING ANGLE	CCT	COLOR	ARTICLE	POWER	LIGHT FLUX	DIMMABLE	IP
MEDIUM 	3K WARM	WHITE/BLACK	DL043-01-10W3K-RD-WB	10 W	450 LM	NO	IP 20
	3K WARM	WHITE	DL043-01-10W3K-RD-W	10 W	500 LM	NO	IP 20
	4K DAY	WHITE/BLACK	DL043-01-10W4K-RD-WB	10 W	500 LM	NO	IP 20
	4K DAY	WHITE	DL043-01-10W4K-RD-W	10 W	550 LM	NO	IP 20
	3K WARM	WHITE/BLACK	DL043-01-10W3K-D-RD-WB	10 W	450 LM	TRIAC	IP 20
	3K WARM	WHITE	DL043-01-10W3K-D-RD-W	10 W	500 LM	TRIAC	IP 20
	4K DAY	WHITE/BLACK	DL043-01-10W4K-D-RD-WB	10 W	500 LM	TRIAC	IP 20
	4K DAY	WHITE	DL043-01-10W4K-D-RD-W	10 W	550 LM	TRIAC	IP 20



Recessed light source for anti-glare effect.


Anti-glare filter is included.



SCATTERING
ANGLE


MEDIUM




SCATTERING ANGLE	CCT	COLOR	ARTICLE	POWER	LIGHT FLUX	DIMMABLE	IP
MEDIUM 	3K WARM	WHITE/BLACK	DL043-01-15W3K-RD-WB	15 W	1050 LM	NO	IP 20
	3K WARM	WHITE	DL043-01-15W3K-RD-W	15 W	1150 LM	NO	IP 20
	4K DAY	WHITE/BLACK	DL043-01-15W4K-RD-WB	15 W	1150 LM	NO	IP 20
	4K DAY	WHITE	DL043-01-15W4K-RD-W	15 W	1250 LM	NO	IP 20
	3K WARM	WHITE/BLACK	DL043-01-15W3K-D-RD-WB	15 W	1050 LM	TRIAC	IP 20
	3K WARM	WHITE	DL043-01-15W3K-D-RD-W	15 W	1150 LM	TRIAC	IP 20
	4K DAY	WHITE/BLACK	DL043-01-15W4K-D-RD-WB	15 W	1150 LM	TRIAC	IP 20
	4K DAY	WHITE	DL043-01-15W4K-D-RD-W	15 W	1250 LM	TRIAC	IP 20



Recessed light source for anti-glare effect.



Anti-glare filter is included.





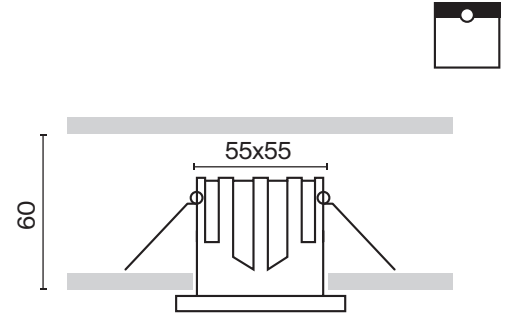
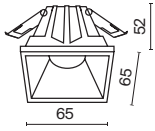
DL043-01-10W3K-RD-W DL043-01-15W3K-RD-W


Aifa LED



EN Metal body. In a series of models with and without dimming. LED light source.
 DE Metallrahmen. In der Serie gibt es dimmbare und nicht dimmbare Modelle. LED-Lichtquelle.
 IT Corpo in metallo. La serie include sia modelli con dimmer che senza. Sorgente luminosa LED.
 FR Corps métallique. Dans la série du modèle avec variateur et sans. Source de lumière LED.



LEDS BRIGELUX

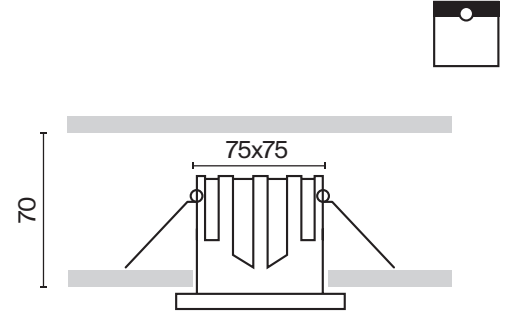
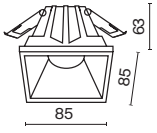


SCATTERING ANGLE	CCT	COLOR	ARTICLE	POWER	LIGHT FLUX	DIMMABLE	IP
MEDIUM 	3K WARM	WHITE/BLACK	DL043-01-10W3K-SQ-WB	10 W	450 LM	NO	IP 20
	3K WARM	WHITE	DL043-01-10W3K-SQ-W	10 W	500 LM	NO	IP 20
	4K DAY	WHITE/BLACK	DL043-01-10W4K-SQ-WB	10 W	500 LM	NO	IP 20
	4K DAY	WHITE	DL043-01-10W4K-SQ-W	10 W	550 LM	NO	IP 20
	3K WARM	WHITE/BLACK	DL043-01-10W3K-D-SQ-WB	10 W	450 LM	TRIAC	IP 20
	3K WARM	WHITE	DL043-01-10W3K-D-SQ-W	10 W	500 LM	TRIAC	IP 20
	4K DAY	WHITE/BLACK	DL043-01-10W4K-D-SQ-WB	10 W	500 LM	TRIAC	IP 20
	4K DAY	WHITE	DL043-01-10W4K-D-SQ-W	10 W	550 LM	TRIAC	IP 20



Recessed light source for anti-glare effect.

Anti-glare filter is included.



SCATTERING
ANGLE

CCT

COLOR

ARTICLE

POWER


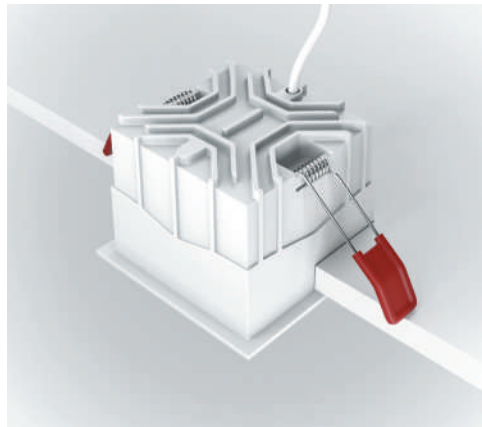
LIGHT FLUX

DIMMABLE IP

MEDIUM



3K	WARM	WHITE/BLACK	DL043-01-15W3K-SQ-WB	15 W	1050 LM	NO	IP 20
3K	WARM	WHITE	DL043-01-15W3K-SQ-W	15 W	1150 LM	NO	IP 20
4K	DAY	WHITE/BLACK	DL043-01-15W4K-SQ-WB	15 W	1150 LM	NO	IP 20
4K	DAY	WHITE	DL043-01-15W4K-SQ-W	15 W	1250 LM	NO	IP 20
3K	WARM	WHITE/BLACK	DL043-01-15W3K-D-SQ-WB	15 W	1050 LM	TRIAC	IP 20
3K	WARM	WHITE	DL043-01-15W3K-D-SQ-W	15 W	1150 LM	TRIAC	IP 20
4K	DAY	WHITE/BLACK	DL043-01-15W4K-D-SQ-WB	15 W	1150 LM	TRIAC	IP 20
4K	DAY	WHITE	DL043-01-15W4K-D-SQ-W	15 W	1250 LM	TRIAC	IP 20



Recessed light source for anti-glare effect.

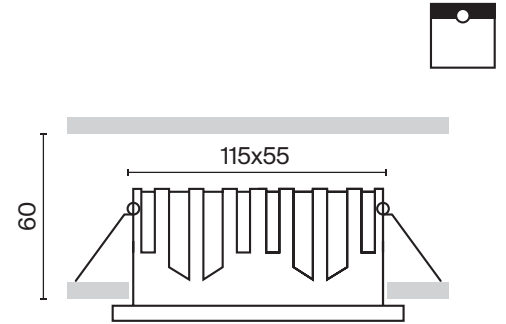
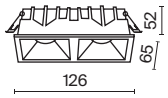
Anti-glare filter is included.

Aifa LED

EN Metal body. In a series of models with and without dimming. LED light source.
 DE Metallrahmen. In der Serie gibt es dimmbare und nicht dimmbare Modelle. LED-Lichtquelle.
 IT Corpo in metallo. La serie include sia modelli con dimmer che senza. Sorgente luminosa LED.
 FR Corps métallique. Dans la série du modèle avec variateur et sans. Source de lumière LED.



LEDS BRIGELUX





SCATTERING ANGLE

MEDIUM

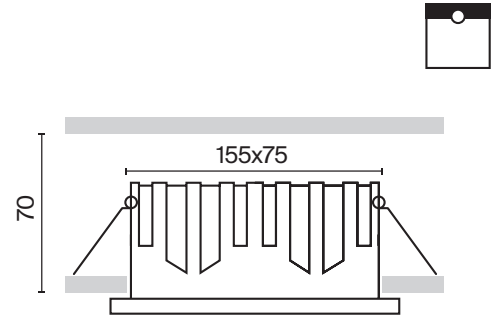
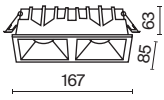


CCT	COLOR	ARTICLE	POWER	LIGHT FLUX	DIMMABLE	IP
3K WARM	WHITE/BLACK	DL043-02-10W3K-SQ-WB	2 x 10 W	900 LM	NO	IP 20
3K WARM	WHITE	DL043-02-10W3K-SQ-W	2 x 10 W	1000 LM	NO	IP 20
4K DAY	WHITE/BLACK	DL043-02-10W4K-SQ-WB	2 x 10 W	1000 LM	NO	IP 20
4K DAY	WHITE	DL043-02-10W4K-SQ-W	2 x 10 W	1100 LM	NO	IP 20
3K WARM	WHITE/BLACK	DL043-02-10W3K-D-SQ-WB	2 x 10 W	900 LM	TRIAC	IP 20
3K WARM	WHITE	DL043-02-10W3K-D-SQ-W	2 x 10 W	1000 LM	TRIAC	IP 20
4K DAY	WHITE/BLACK	DL043-02-10W4K-D-SQ-WB	2 x 10 W	1000 LM	TRIAC	IP 20
4K DAY	WHITE	DL043-02-10W4K-D-SQ-W	2 x 10 W	1100 LM	TRIAC	IP 20



Recessed light source for anti-glare effect.

Anti-glare filter is included.



SCATTERING
ANGLE

CCT

COLOR

ARTICLE

POWER


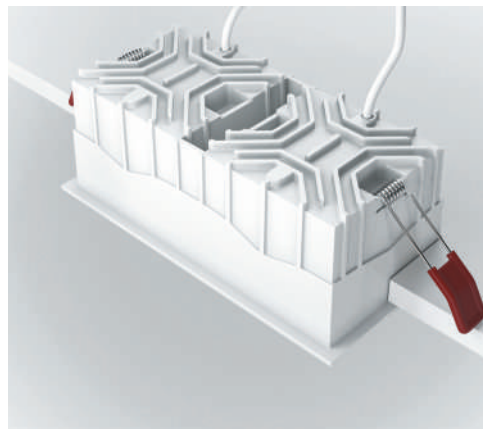
LIGHT FLUX

DIMMABLE IP

MEDIUM



3K	WARM	WHITE/BLACK	DL043-02-15W3K-SQ-WB	2 x 15 W	2100 LM	NO	IP 20
3K	WARM	WHITE	DL043-02-15W3K-SQ-W	2 x 15 W	2250 LM	NO	IP 20
4K	DAY	WHITE/BLACK	DL043-02-15W4K-SQ-WB	2 x 15 W	2350 LM	NO	IP 20
4K	DAY	WHITE	DL043-02-15W4K-SQ-W	2 x 15 W	2500 LM	NO	IP 20
3K	WARM	WHITE/BLACK	DL043-02-15W3K-D-SQ-WB	2 x 15 W	2100 LM	TRIAC	IP 20
3K	WARM	WHITE	DL043-02-15W3K-D-SQ-W	2 x 15 W	2250 LM	TRIAC	IP 20
4K	DAY	WHITE/BLACK	DL043-02-15W4K-D-SQ-WB	2 x 15 W	2350 LM	TRIAC	IP 20
4K	DAY	WHITE	DL043-02-15W4K-D-SQ-W	2 x 15 W	2500 LM	TRIAC	IP 20



Recessed light source for anti-glare effect.

Anti-glare filter is included.

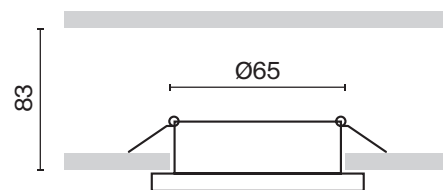
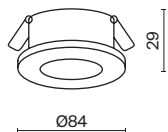

Stark


EN Metal body. Round or square shape. High protection class IP65. Light source – GU10 lamp (not included).

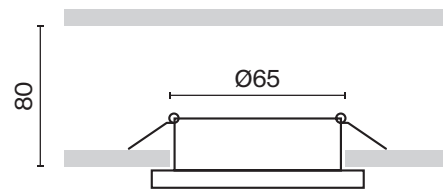
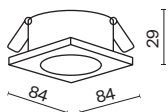
DE Metallrahmen. Runde oder quadratische Form. Hohe Schutzart IP65. Lichtquelle: Ein Leuchtmittel mit einer Fassung GU10 (nicht im Lieferumfang enthalten).


IT Corpo in metallo. Forma rotonda o quadrata. Classe di protezione elevata IP65. Sorgente luminosa - Lampadina GU10 (non inclusa).

FR Corps métallique. Forme ronde ou carré. Haut indice de protection IP65. Source de lumière: ampoule GU10 (non comprise dans le lot).



LAMP	NUMBER OF LAMPS	COLOR	ARTICLE	MAX W LAMPS	IP
GU10	1x GU10	■ BLACK	DL083-01-GU10-RD-B	50 W	IP 65
	1x GU10	□ WHITE	DL083-01-GU10-RD-W	50 W	IP 65
	1x GU10	■ SILVER	DL083-01-GU10-RD-S	50 W	IP 65





LAMP	NUMBER OF LAMPS	COLOR	ARTICLE	MAX W LAMPS	IP
GU10	1x GU10	■ BLACK	DL083-01-GU10-SQ-B	50 W	IP 65
	1x GU10	□ WHITE	DL083-01-GU10-SQ-W	50 W	IP 65
	1x GU10	■ SILVER	DL083-01-GU10-SQ-S	50 W	IP 65

300



DL083-01-GU10-RD-W

IP65 *Suitable for use in wet areas.



Atom

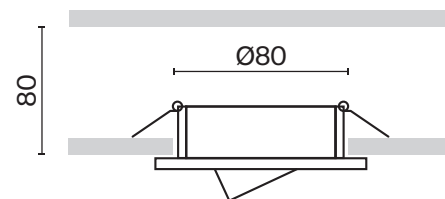
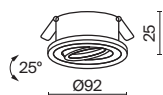
EN Aluminum case. Swivel mechanism for adjusting the light flux. Light source – GU10 lamp (not included).


DE Rahmen aus Aluminium. Schwenkvorrichtung zur Einstellung des Lichtstroms.

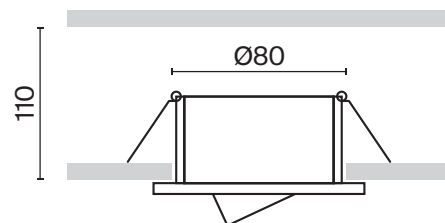
Lichtquelle: Ein Leuchtmittel mit einer Fassung GU10 (nicht im Lieferumfang enthalten).


IT Corpo in alluminio. Meccanismo girevole per la regolazione del flusso luminoso. Sorgente luminosa – Lampadina GU10 (non inclusa).

FR Corps en aluminium. Mécanisme pivotant pour le réglage du flux lumineux. Source de lumière: ampoule GU10 (non comprise dans le lot).



LAMP	NUMBER OF LAMPS	COLOR	ARTICLE	MAX W LAMPS	IP
GU10	1 x GU10	■ BLACK	DL023-2-01B	50 W	IP 20
	1 x GU10	□ WHITE	DL023-2-01W	50 W	IP 20



LAMP	NUMBER OF LAMPS	COLOR	ARTICLE	MAX W LAMPS	IP
GU10	1 x GU10	■ BLACK	DL025-2-01B	50 W	IP 20
	1 x GU10	□ WHITE	DL025-2-01W	50 W	IP 20



DL023-2-01B

Adjustment of the direction of the light flux
25° along the main axis.



Recessed light source for anti-glare effect.

Atom


^{EN} Aluminum case. Swivel mechanism for adjusting the light flux. Light source – GU10 lamp (not included).

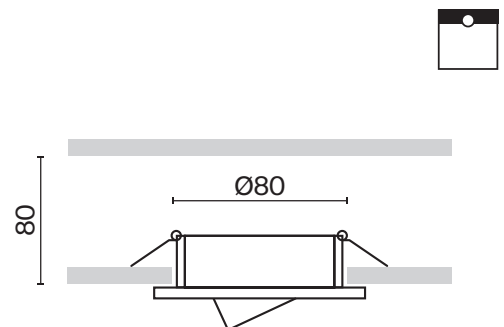

^{DE} Rahmen aus Aluminium. Schwenkvorrichtung zur Einstellung des Lichtstroms. Lichtquelle: Ein Leuchtmittel mit einer Fassung GU10 (nicht im Lieferumfang enthalten).

^{IT} Corpo in alluminio. Meccanismo girevole per la regolazione del flusso luminoso. Sorgente luminosa – Lampadina GU10 (non inclusa).

^{FR} Corps en aluminium. Mécanisme pivotant pour le réglage du flux lumineux. Source de lumière: ampoule GU10 (non comprise dans le lot).


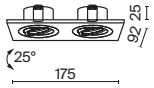



LAMP	NUMBER OF LAMPS	COLOR	ARTICLE	MAX W LAMPS	IP
GU10	1 x GU10	■ BLACK	DL024-2-01B	50 W	IP 20
	1 x GU10	□ WHITE	DL024-2-01W	50 W	IP 20



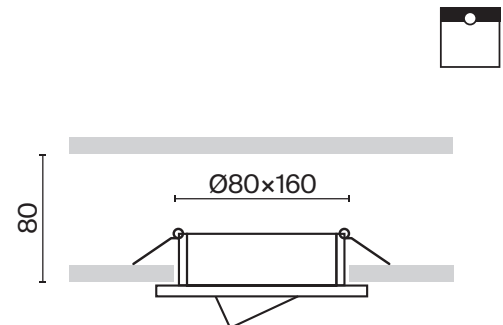

304

Recessed light source for anti-glare effect.



LAMP	NUMBER OF LAMPS	COLOR	ARTICLE	MAX W LAMPS	IP
GU10	2 x GU10	■ BLACK	DL024-2-02B	50 W	IP 20
	2 x GU10	□ WHITE	DL024-2-02W	50 W	IP 20

Adjustment of the direction of the light flux 25° along the main axis.



Recessed light source for anti-glare effect.





DL024-2-01B DL024-2-02B






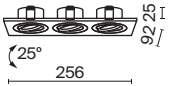
Atom


^{EN} Aluminum case. Swivel mechanism for adjusting the light flux. Light source – GU10 lamp (not included).

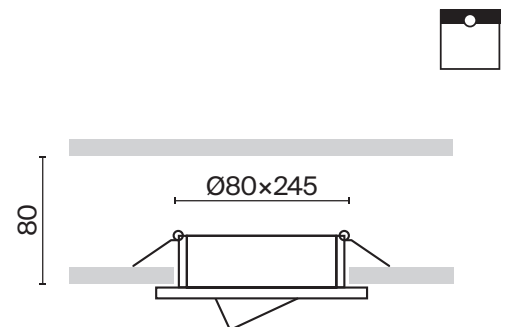
^{DE} Rahmen aus Aluminium. Schwenkvorrichtung zur Einstellung des Lichtstroms. Lichtquelle: Ein Leuchtmittel mit einer Fassung GU10 (nicht im Lieferumfang enthalten).

^{IT} Corpo in alluminio. Meccanismo girevole per la regolazione del flusso luminoso. Sorgente luminosa – Lampadina GU10 (non inclusa).

^{FR} Corps en aluminium. Mécanisme pivotant pour le réglage du flux lumineux. Source de lumière: ampoule GU10 (non comprise dans le lot).



LAMP	NUMBER OF LAMPS	COLOR	ARTICLE	MAX W LAMPS	IP
GU10	3 x GU10	■ BLACK	DL024-2-03B	50 W	IP 20
	3 x GU10	□ WHITE	DL024-2-03W	50 W	IP 20




310

Recessed light source for anti-glare effect.



LAMP	NUMBER OF LAMPS	COLOR	ARTICLE	MAX W LAMPS	IP
------	-----------------	-------	---------	-------------	----

GU10	1 x GU10	WHITE	DL003-01-W	50 W	IP 20
-------------	----------	-------	------------	------	-------



LAMP	NUMBER OF LAMPS	COLOR	ARTICLE	MAX W LAMPS	IP
------	-----------------	-------	---------	-------------	----

GU10	2 x GU10	WHITE	DL003-02-W	50 W	IP 20
-------------	----------	-------	------------	------	-------



Dot

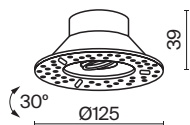
^{EN} Aluminum case. Swivel mechanism for adjusting the light flux. Light source – GU10 lamp (not included).


^{DE} Rahmen aus Aluminium. Schwenkvorrichtung zur Einstellung des Lichtstroms.

Lichtquelle: Ein Leuchtmittel mit einer Fassung GU10 (nicht im Lieferumfang enthalten).

^{IT} Corpo in alluminio. Meccanismo girevole per la regolazione del flusso luminoso. Sorgente luminosa – Lampadina GU10 (non inclusa).

^{FR} Corps en aluminium. Mécanisme pivotant pour le réglage du flux lumineux. Source de lumière: ampoule GU10 (non comprise dans le lot).



LAMP	NUMBER OF LAMPS	COLOR	ARTICLE	MAX W LAMPS	IP
GU10	1 x GU10	■ BLACK	DL042-01B	50 W	IP 20
	1 x GU10	□ WHITE	DL042-01W	50 W	IP 20



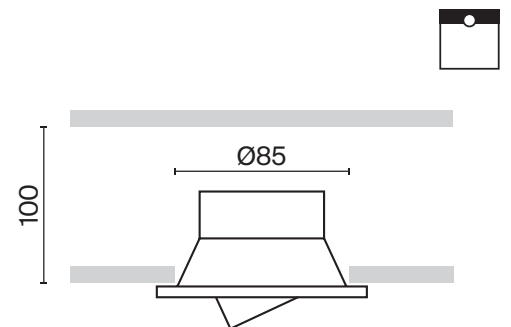
DL042-01W

Fixing the luminaire on boron grids is designed for frameless mounting under putty.

Adjustment of the direction of a light flux of 30° along the main axis.



Recessed light source for anti-glare effect.



Dot

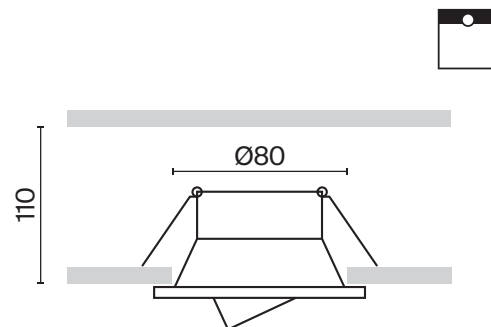
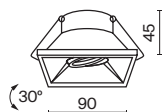
EN Aluminum case. Swivel mechanism for adjusting the light flux. Light source – GU10 lamp (not included).


DE Rahmen aus Aluminium. Schwenkvorrichtung zur Einstellung des Lichtstroms.

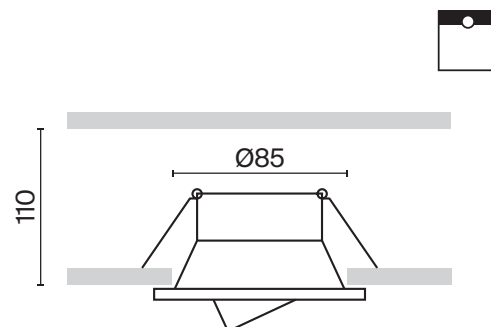
Lichtquelle: Ein Leuchtmittel mit einer Fassung GU10 (nicht im Lieferumfang enthalten).


IT Corpo in alluminio. Meccanismo girevole per la regolazione del flusso luminoso. Sorgente luminosa – Lampadina GU10 (non inclusa).

FR Corps en aluminium. Mécanisme pivotant pour le réglage du flux lumineux. Source de lumière: ampoule GU10 (non comprise dans le lot).



LAMP	NUMBER OF LAMPS	COLOR	ARTICLE	MAX W LAMPS	IP
GU10	1 x GU10	■ BLACK	DL029-2-01B	50 W	IP 20
	1 x GU10	□ WHITE	DL029-2-01W	50 W	IP 20




LAMP	NUMBER OF LAMPS	COLOR	ARTICLE	MAX W LAMPS	IP
GU10	1 x GU10	■ BLACK	DL028-2-01B	50 W	IP 20
	1 x GU10	□ WHITE	DL028-2-01W	50 W	IP 20



DL029-2-01B DL029-2-01W

Adjustment of the direction of a light flux of 30° along the main axis.

Recessed light source for anti-glare effect.



Dot

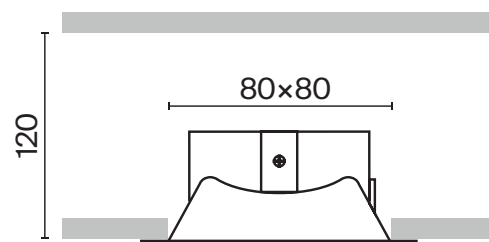
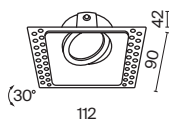
EN Aluminum case. Swivel mechanism for adjusting the light flux. Light source – GU10 lamp (not included).


DE Rahmen aus Aluminium. Schwenkvorrichtung zur Einstellung des Lichtstroms.

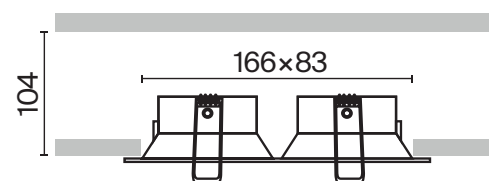
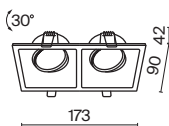
Lichtquelle: Ein Leuchtmittel mit einer Fassung GU10 (nicht im Lieferumfang enthalten).


IT Corpo in alluminio. Meccanismo girevole per la regolazione del flusso luminoso. Sorgente luminosa – Lampadina GU10 (non inclusa).

FR Corps en aluminium. Mécanisme pivotant pour le réglage du flux lumineux. Source de lumière: ampoule GU10 (non comprise dans le lot).



LAMP	NUMBER OF LAMPS	COLOR	ARTICLE	MAX W LAMPS	IP
GU10	1 x GU10	■ BLACK	DL042-01-SQ-B	50 W	IP 20
	1 x GU10	□ WHITE	DL042-01-SQ-W	50 W	IP 20




LAMP	NUMBER OF LAMPS	COLOR	ARTICLE	MAX W LAMPS	IP
GU10	2 x GU10	■ BLACK	DL029-2-02B	50 W	IP 20
	2 x GU10	□ WHITE	DL029-2-02W	50 W	IP 20



DL042-01-SQ-B

Recessed light source for anti-glare effect.



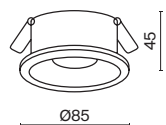
Zoom


^{EN} Body material – cast aluminum. High level of protection IP65. The light source is a GU10 lamp (not included) recessed into the body.

^{DE} Rahmenmaterial: Aluminiumguss. Hohe Schutzart IP65. Die Lichtquelle – ein Leuchtmittel mit einer Fassung GU10 (nicht im Lieferumfang enthalten) – ist im Rahmen versenkt.

^{IT} Materiale del corpo: alluminio fuso . Alto livello di protezione IP65. La sorgente luminosa è una lampadina GU10 (non inclusa) incassata nel corpo.

^{FR} Matériau du corps: aluminium coulé. Fort indice de protection IP65. Source de lumière: ampoule GU10 (non comprise dans le lot), encastrée dans le corps.



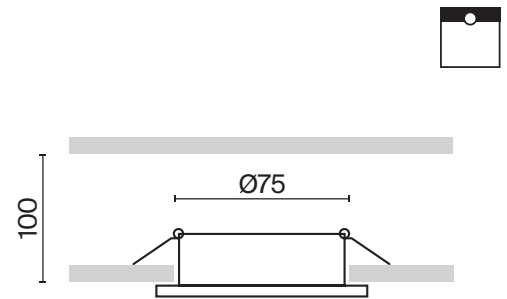

LAMP	NUMBER OF LAMPS	COLOR	ARTICLE	MAX W LAMPSy	IP
GU10	1 x GU10	■ BLACK	DL032-2-01B	50 W	IP 65
	1 x GU10	□ WHITE	DL032-2-01W	50 W	IP 65



DL032-2-01B

IP65 *Suitable for use in wet areas.

Recessed light source for anti-glare effect.



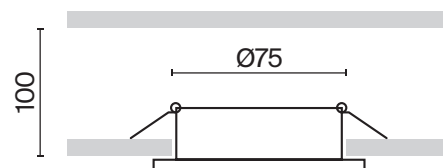
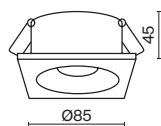
Zoom


^{EN} Body material – cast aluminum. High level of protection IP65. The light source is a GU10 lamp (not included) recessed into the body.

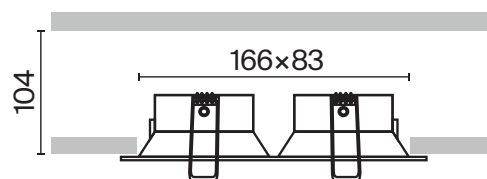
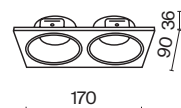
^{DE} Rahmenmaterial: Aluminiumguss. Hohe Schutzart IP65. Die Lichtquelle – ein Leuchtmittel mit einer Fassung GU10 (nicht im Lieferumfang enthalten) – ist im Rahmen versenkt.


^{IT} Materiale del corpo: alluminio fuso. Alto livello di protezione IP65. La sorgente luminosa è una lampadina GU10 (non inclusa) incassata nel corpo.

^{FR} Matériau du corps: aluminium coulé. Fort indice de protection IP65. Source de lumière: ampoule GU10 (non comprise dans le lot), encastrée dans le corps.



LAMP	NUMBER OF LAMPS	COLOR	ARTICLE	MAX W LAMPS	IP
GU10	1 x GU10	■ BLACK	DL033-2-01B	50 W	IP 65
	1 x GU10	□ WHITE	DL033-2-01W	50 W	IP 65



LAMP	NUMBER OF LAMPS	COLOR	ARTICLE	MAX W LAMPS	IP
GU10	2 x GU10	■ BLACK	DL033-2-02B	50 W	IP 65
	2 x GU10	□ WHITE	DL033-2-02W	50 W	IP 65

320



DL033-2-01W

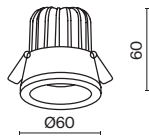
IP65 *Suitable for use in wet areas.

Recessed light source for anti-glare effect.



Zoom

^{EN} Body material – cast aluminum. High level of protection IP65. The light source is a LED.
^{DE} Rahmenmaterial: Aluminiumguss. Hohe Schutzart IP65. Die Lichtquelle – ein Leuchtmittel mit einer Fassung LED.
^{IT} Materiale del corpo: alluminio fuso . Alto livello di protezione IP65. La sorgente luminosa è una lampadina LED.
^{FR} Matériau du corps: aluminium coulé. Fort indice de protection IP65. Source de lumière: ampoule LED.

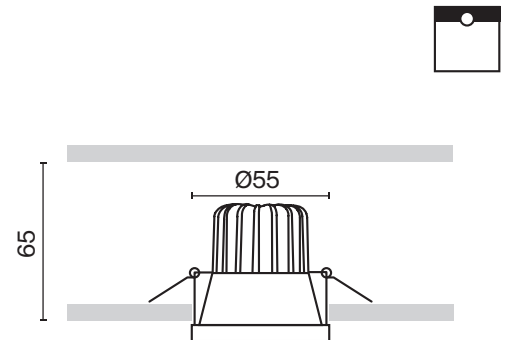


SCATTERING ANGLE

WIDE

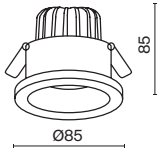


CCT	COLOR	ARTICLE	POWER	LIGHT FLUX	DIMMABLE	IP
3K WARM	BLACK	DL034-01-06W3K-B	6 W	420 LM	NO	IP65
3K WARM	BLACK	DL034-01-06W3K-D-B	6 W	370 LM	TRIAC	IP65
3K WARM	WHITE	DL034-01-06W3K-W	6 W	470 LM	NO	IP65
3K WARM	WHITE	DL034-01-06W3K-D-W	6 W	420 LM	TRIAC	IP65
4K DAY	BLACK	DL034-01-06W4K-B	6 W	410 LM	NO	IP65
4K DAY	BLACK	DL034-01-06W4K-D-B	6 W	390 LM	TRIAC	IP65
4K DAY	WHITE	DL034-01-06W4K-W	6 W	480 LM	NO	IP65
4K DAY	WHITE	DL034-01-06W4K-D-W	6 W	440 LM	TRIAC	IP65



322

Recessed light source for anti-glare effect.



SCATTERING
ANGLE

CCT

COLOR

ARTICLE

POWER

LIGHT FLUX

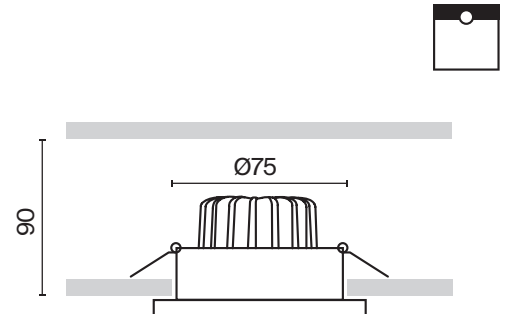
DIMMABLE

IP

WIDE



SCATTERING ANGLE	CCT	COLOR	ARTICLE	POWER	LIGHT FLUX	DIMMABLE	IP
WIDE 	4K DAY	■ BLACK	DL034-2-L12B	12 W	900 LM	NO	IP65
	4K DAY	□ WHITE	DL034-2-L12W	12 W	950 LM	NO	IP65
	3K WARM	■ BLACK	DL034-L12W4K-B	12 W	970 LM	NO	IP65
	3K WARM	□ WHITE	DL034-L12W4K-W	12 W	1040 LM	NO	IP65
	4K DAY	■ BLACK	DL034-L12W3K-D-B	12 W	890 LM	TRIAC	IP65
	4K DAY	□ WHITE	DL034-L12W3K-D-W	12 W	910 LM	TRIAC	IP65
	3K WARM	■ BLACK	DL034-L12W4K-D-B	12 W	930 LM	TRIAC	IP65
	3K WARM	□ WHITE	DL034-L12W4K-D-W	12 W	990 LM	TRIAC	IP65



Recessed light source for anti-glare effect.

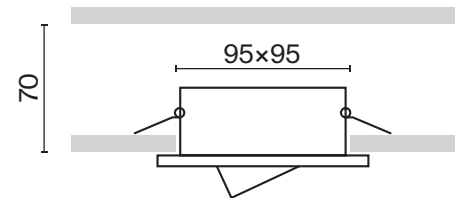
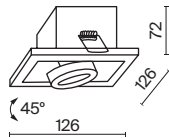
Metal Modern


^{EN} Body material – cast aluminum. High level of protection IP65. The light source is a GU10 lamp (not included) recessed into the body.

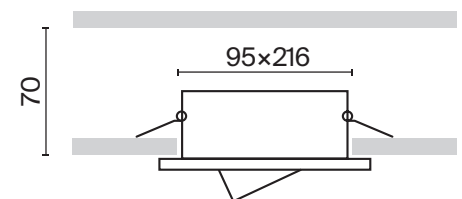
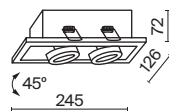
^{DE} Rahmenmaterial: Aluminiumguss. Hohe Schutzart IP65. Die Lichtquelle – ein Leuchtmittel mit einer Fassung GU10 (nicht im Lieferumfang enthalten) – ist im Rahmen versenkt.


^{IT} Materiale del corpo: alluminio fuso. Alto livello di protezione IP65. La sorgente luminosa è una lampadina GU10 (non inclusa) incassata nel corpo.

^{FR} Matériau du corps: aluminium coulé. Fort indice de protection IP65. Source de lumière: ampoule GU10 (non comprise dans le lot), encastrée dans le corps.



LAMP	NUMBER OF LAMPS	COLOR	ARTICLE	MAX W LAMPS	IP
GU10	1 x GU10	■ BLACK	DL008-2-01-B	50 W	IP 20
	1 x GU10	□ WHITE	DL008-2-01-W	50 W	IP 20



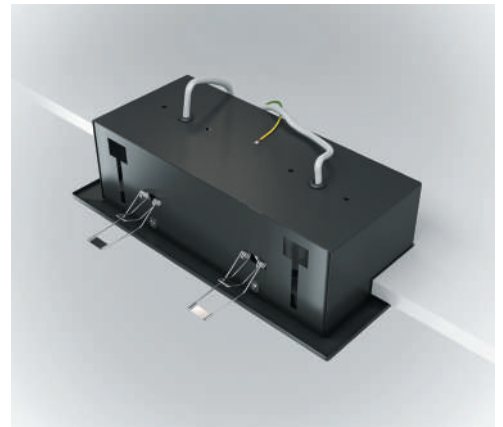

LAMP	NUMBER OF LAMPS	COLOR	ARTICLE	MAX W LAMPS	IP
GU10	2 x GU10	■ BLACK	DL008-2-02-B	50 W	IP 20
	2 x GU10	□ WHITE	DL008-2-02-W	50 W	IP 20



DL008-2-02-W DL008-2-02-B

Luminaires of cardan type: a light source with a rotary mechanism is placed in the frame.

Adjustment of the direction of the light flux 45° along the main axis.



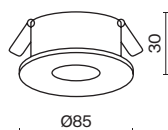
Slim


^{EN} Body material - cast aluminum. The light source is a GU10 lamp (not included) recessed into the body.

^{DE} Rahmenmaterial: Aluminiumguss. Die Lichtquelle - ein Leuchtmittel mit einer Fassung GU10 (nicht im Lieferumfang enthalten) - ist im Rahmen versenkt.

^{IT} Materiale del corpo: alluminio fuso. La sorgente luminosa è una lampadina GU10 (non inclusa) incassata nel corpo.

^{FR} Matériau du corps: aluminium coulé. Source de lumière: ampoule GU10 (non comprise dans le lot) encastrée dans le corps.

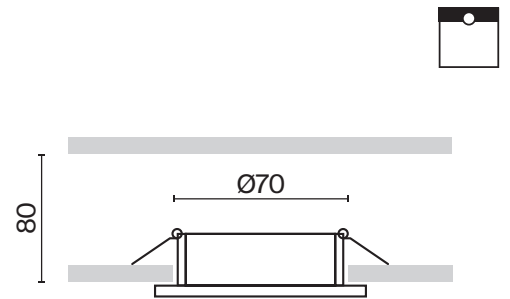


LAMP	NUMBER OF LAMPS	COLOR	ARTICLE	MAX W LAMPS	IP
GU10	1 x GU10	■ BLACK	DL027-2-01B	50 W	IP 20
	1 x GU10	□ WHITE	DL027-2-01W	50 W	IP 20
	1 x GU10	■ MATTE GOLD	DL027-2-01-MG	50 W	IP 20
	1 x GU10	■ SILVER	DL027-2-01-S	50 W	IP 20



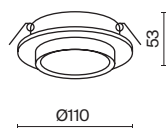

DL027-2-01B


Recessed light source for anti-glare effect.



Hoop

EN Metal body. Compact dimensions. Light source – GX53 lamp (not included).
 DE Metallrahmen. Kompakte Abmessungen. Lichtquelle: Ein Leuchtmittel mit einer Fassung GX53 (nicht im Lieferumfang enthalten).
 IT Corpo in metallo. Dimensioni compatte. Sorgente luminosa – Lampada GX53 (non inclusa).
 FR Corps métallique. Dimensions compactes. Source de lumière: ampoule GX53 (non comprise dans le lot).

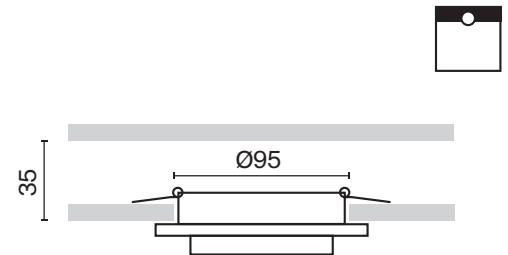



LAMP	NUMBER OF LAMPS	COLOR	ARTICLE	MAX W LAMPS	IP
GX53	1 x GX53	■ BLACK	DL086-GX53-RD-B	15 W	IP 20
	1 x GX53	□ WHITE	DL086-GX53-RD-W	15 W	IP 20
	1 x GX53	■ BLACK / MATTE GOLD	DL086-GX53-RD-BG	15 W	IP 20



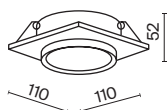

DL086-GX53-RD-BG


35 mm depth of ceiling space required for installation.



Hoop

EN Metal body. Compact dimensions. Light source – GX53 lamp (not included).
 DE Metallrahmen. Kompakte Abmessungen. Lichtquelle: Ein Leuchtmittel mit einer Fassung GX53 (nicht im Lieferumfang enthalten).
 IT Corpo in metallo. Dimensioni compatte. Sorgente luminosa – Lampada GX53 (non inclusa).
 FR Corps métallique. Dimensions compactes. Source de lumière: ampoule GX53 (non comprise dans le lot).

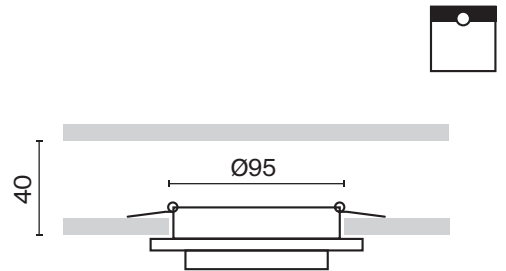
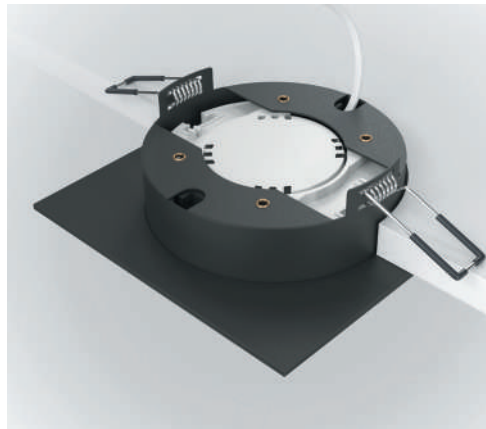


LAMP	NUMBER OF LAMPS	COLOR	ARTICLE	MAX W LAMPS	IP
GX53	1 x GX53	■ BLACK	DL086-GX53-SQ-B	15 W	IP 20
	1 x GX53	□ WHITE	DL086-GX53-SQ-W	15 W	IP 20
	1 x GX53	■ BLACK / MATTE GOLD	DL086-GX53-SQ-BG	15 W	IP 20



DL086-GX53-SQ-W

40 mm depth of ceiling space required for installation.

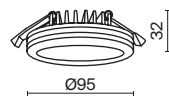





Phanton

EN Metal body. Wide scattering angle is 120°. LED light source.
 DE Metallrahmen. Breiter Lichtstreuwinkel 120°. LED-Lichtquelle.
 IT Corpo in metallo. Ampio angolo di diffusione 120°. Sorgente luminosa LED.
 FR Corps en métal. Grand angle de diffusion: 120°. Source de lumière LED.



LEDS SANAN



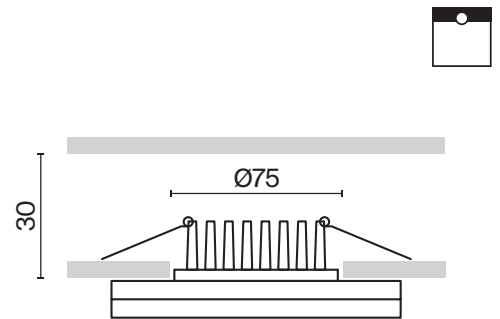
SCATTERING ANGLE	CCT	COLOR	ARTICLE	POWER	LIGHT FLUX	DIMMABLE	IP
	 WARM	<input type="checkbox"/> WHITE	DL2001-L12W	12 W	750 LM	NO	IP 20
	 WARM	<input checked="" type="checkbox"/> BLACK	DL303-L12B	12 W	750 LM	NO	IP 20



DL303-L12B DL2001-L12W

20 mm depth of ceiling space required for installation.

Decorative contour lighting.

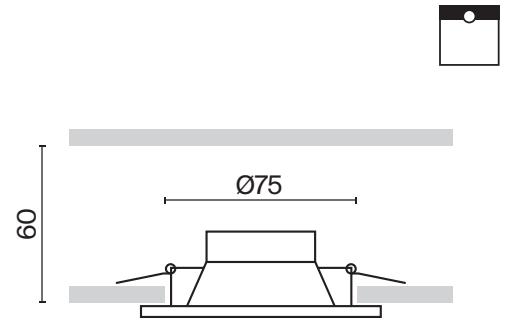
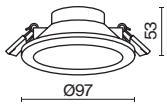


Stockton

^{EN} Ultra-thin ABS body. The pulse driver eliminates pulsation. Protection level IP44. LED light source. Switch to adjust temperature 3000, 4000, 6000K.
^{DE} Ultradünner Rahmen aus ABS-Kunststoff. Der Impulstreiber eliminiert die Pulsation. Schutzart IP44. LED-Lichtquelle. Schalter zur Einstellung der Temperatur 3000K, 4000K, 6000K.
^{IT} Corpo ultrasottile in plastica ABS. Il driver a impulsi elimina la pulsazione. Grado di protezione IP44. Sorgente luminosa LED. Interruttore per regolare la temperatura 3000, 4000, 6000K.
^{FR} Corps ultrafin en plastique ABS. Le pilote d'impulsion évite l'ondulation. Indice de protection IP44. Source de lumière LED. Interrupteur pour le réglage de la température à 3 000, 4 000, 6 000 K.



LEDS BMTc



SCATTERING ANGLE	CCT	COLOR	ARTICLE	POWER	LIGHT FLUX	DIMMABLE	IP
------------------	-----	-------	---------	-------	------------	----------	----

WASH WIDE



3K-6K REGULATE

WHITE

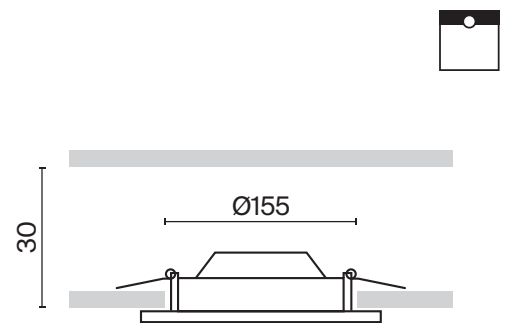
DL015-6-L7W

7 W

750 LM

NO

IP 44



SCATTERING ANGLE	CCT	COLOR	ARTICLE	POWER	LIGHT FLUX	DIMMABLE	IP
------------------	-----	-------	---------	-------	------------	----------	----

WASH WIDE



3K-6K REGULATE

WHITE

DL016-6-L12W

12 W

1100 LM

NO


IP 44



DL016-6-L12W

IP44 *Suitable for use in wet areas.

Acrylic diffuser.



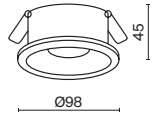
Yin


^{EN} Metal body. Models with built-in LED source and replaceable light source (not included). Some models are equipped with a dimmer.

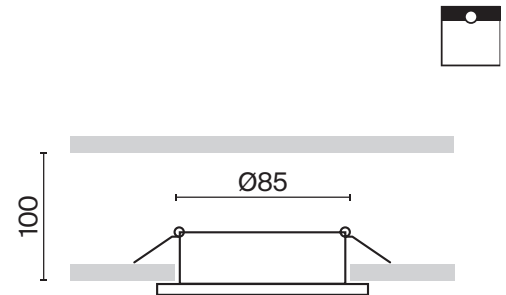
^{DE} Metallrahmen. Modelle mit einer integrierten LED-Lichtquelle und austauschbaren Lichtquelle (nicht im Lieferumfang enthalten). Einige Modelle sind mit einem Dimmer ausgestattet.

^{IT} Corpo in metallo. Modelli con sorgente LED integrata e sorgente luminosa sostituibile (non inclusa). Alcuni modelli sono dotati di un dimmer.

^{FR} Corps en métallique. Modèles avec source LED intégrée et source de lumière amovible (non comprise dans le lot). Partie des modèles équipée d'un variateur.



LAMP	NUMBER OF LAMPS	COLOR	ARTICLE	MAX W LAMPS	IP
GU10	1 x GU10	■ BLACK	DL030-2-01B	50 W	IP 20
	1 x GU10	□ WHITE	DL030-2-01W	50 W	IP 20



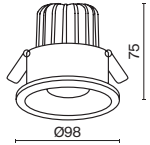
336


Recessed light source for anti-glare effect.

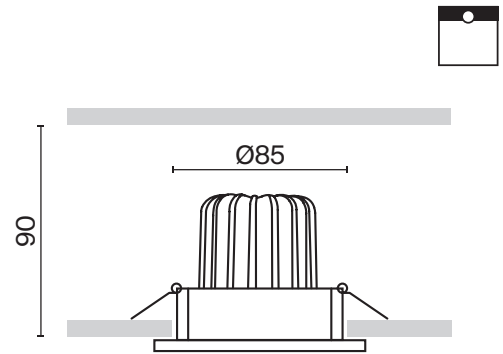
Yin



LEDS BRIDGELUX



SCATTERING ANGLE	CCT	COLOR	ARTICLE	POWER	LIGHT FLUX	DIMMABLE	IP
WIDE 	3K WARM	BLACK	DL031-2-L12B	12 W	790 LM	NO	IP 20
	3K WARM	WHITE	DL031-2-L12W	12 W	880 LM	NO	IP 20
	4K DAY	BLACK	DL031-L12W4K-B	12 W	830 LM	NO	IP 20
	4K DAY	WHITE	DL031-L12W4K-W	12 W	960 LM	NO	IP 20
	3K WARM	BLACK	DL031-L12W3K-D-B	12 W	760 LM	TRIAC	IP 20
	3K WARM	WHITE	DL031-L12W3K-D-W	12 W	870 LM	TRIAC	IP 20
	4K DAY	BLACK	DL031-L12W4K-D-B	12 W	820 LM	TRIAC	IP 20
	4K DAY	WHITE	DL031-L12W4K-D-W	12 W	920 LM	TRIAC	IP 20



Recessed light source for anti-glare effect.





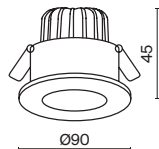
DL030-2-01B


Zen

^{EN} Metal body. An acrylic glass lens focuses the light. Antiglare effect. LED module.
^{DE} Metallrahmen. Eine Acrylglaslinse fokussiert das Licht. Blendschutzwirkung. LED-Modul.
^{IT} Corpo in metallo. Una lente in vetro acrilico focalizza la luce. Effetto anabbagliante. Modulo LED.
^{FR} Corps métallique. La lentille en verre acrylique focalise la lumière. Effet anti-éblouissement. Module LED.



LEDS BRIDGELUX



SCATTERING ANGLE	CCT	COLOR	ARTICLE	POWER	LIGHT FLUX	DIMMABLE	IP
WIDE	4K DAY	BLACK	DL038-2-L7B4K	7 W	500 LM	NO	IP 20
	4K DAY	WHITE	DL038-2-L7W4K	7 W	550 LM	NO	IP 20

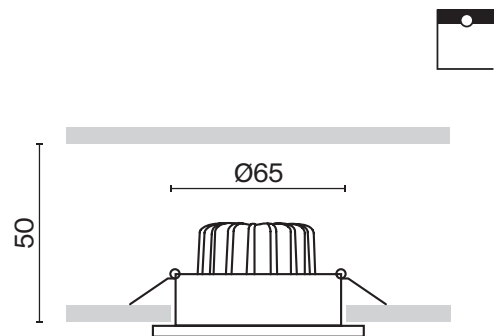
340



DL038-2-L7W DL038-2-L7B

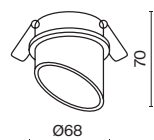
CRI>90 *High color rendering index allows you to maximize the interior colors.


Acrylic glass focusing optics minimize light loss.



Lipari

^{EN} Metal body has an oblique cut. The light source is a lamp with a GU10 base (not included).
^{DE} Der Metallrahmen hat einen schrägen Schnitt. Lichtquelle: Ein Leuchtmittel mit einer Fassung GU10 (nicht im Lieferumfang enthalten).
^{IT} Il corpo in metallo ha un taglio obliquo. La sorgente luminosa è una lampadina con attacco GU10 (non inclusa).
^{FR} Corps métallique à coupe oblique. Source de lumière: ampoule à culot GU10 (non comprise dans le lot).

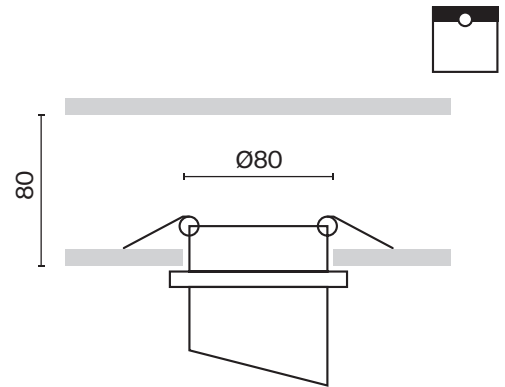


LAMP	NUMBER OF LAMPS	COLOR	ARTICLE	MAX W LAMPS	IP
GU10	1 x GU10	BLACK / MATTE GOLD	DL044-01-GU10-B	35 W	IP 20
	1 x GU10	WHITE / MATTE GOLD	DL044-01-GU10-W	35 W	IP 20



DL044-01-GU10-W

Recessed light source for anti-glare effect.

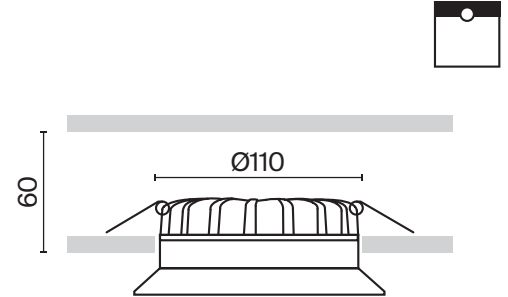
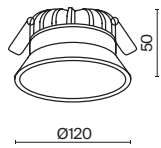



Okno

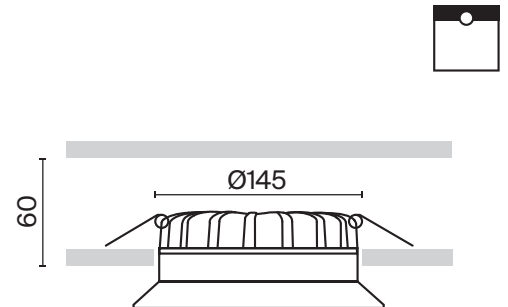

EN Metal body. Wide scattering angle is 120°. LED light source.
 DE Metallrahmen. Breiter Lichtstreuwinkel 120°. LED-Lichtquelle.
 IT Corpo in metallo. Ampio angolo di diffusione 120°. Sorgente luminosa LED.
 FR Corps métallique. Grand angle de diffusion de 120°. Source de lumière LED.




LEDS EPISTAR



SCATTERING ANGLE	CCT	COLOR	ARTICLE	POWER	LIGHT FLUX	DIMMABLE	IP
	3K WARM	<input type="checkbox"/> WHITE	DL053-12W3K-W	12 W	900 LM	NO	IP20
	4K DAY	<input type="checkbox"/> WHITE	DL053-12W4K-W	12 W	900 LM	NO	IP20



SCATTERING ANGLE	CCT	COLOR	ARTICLE	POWER	LIGHT FLUX	DIMMABLE	IP
	3K WARM	<input type="checkbox"/> WHITE	DL053-18W3K-W	18 W	1350 LM	NO	IP20
	4K DAY	<input type="checkbox"/> WHITE	DL053-18W4K-W	18 W	1350 LM	NO	IP20



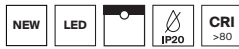
DL053-18W3K-W

Recessed light source for anti-glare effect.

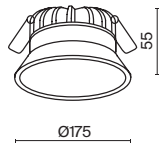





Okno

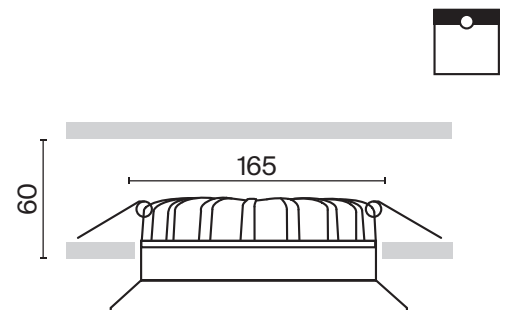
EN Metal body. Wide scattering angle is 120°. LED light source.
 DE Metallrahmen. Breiter Lichtstreuwinkel 120°. LED-Lichtquelle.
 IT Corpo in metallo. Ampio angolo di diffusione 120°. Sorgente luminosa LED.
 FR Corps métallique. Grand angle de diffusion de 120°. Source de lumière LED.

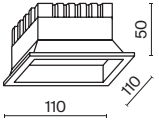


LEDS EPISTAR



SCATTERING ANGLE	CCT	COLOR	ARTICLE	POWER	LIGHT FLUX	DIMMABLE	IP
 WASH WIDE	 3K WARM	<input type="checkbox"/> WHITE	DL053-24W3K-W	24 W	1800 LM	NO	IP20
	 4K DAY	<input type="checkbox"/> WHITE	DL053-24W4K-W	24 W	1800 LM	NO	IP20





SCATTERING ANGLE

CCT

COLOR

ARTICLE

POWER

LIGHT FLUX

DIMMABLE

IP

WASH WIDE

3K

WARM

WHITE

DL054-12W3K-W

12 W

900 LM

NO

IP20



4K

DAY

WHITE

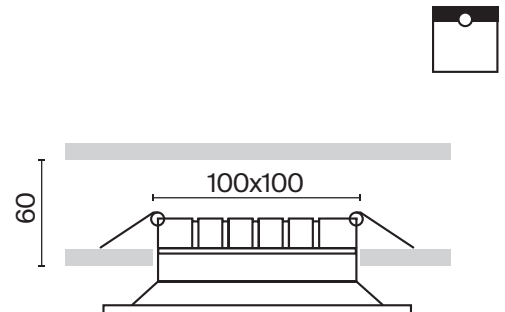

DL054-12W4K-W

12 W

900 LM

NO

IP20

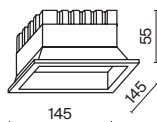





Okno

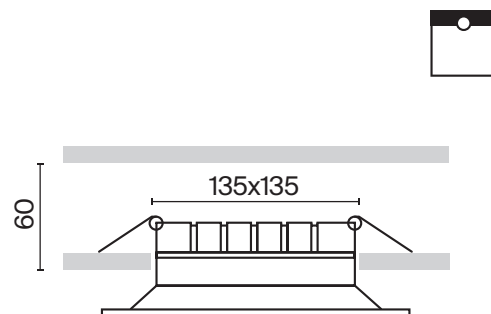

EN Metal body. Wide scattering angle is 120°. LED light source.
 DE Metallrahmen. Breiter Lichtstreuwinkel 120°. LED-Lichtquelle.
 IT Corpo in metallo. Ampio angolo di diffusione 120°. Sorgente luminosa LED.
 FR Corps métallique. Grand angle de diffusion de 120°. Source de lumière LED.

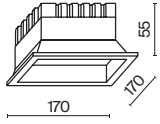



LEDS EPISTAR

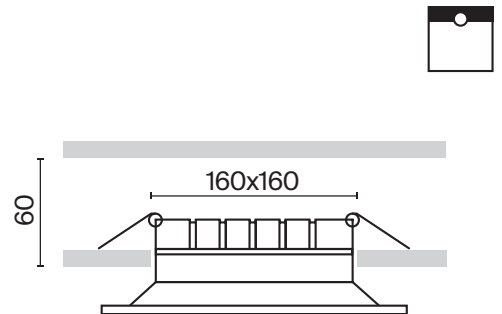



SCATTERING ANGLE	CCT	COLOR	ARTICLE	POWER	LIGHT FLUX	DIMMABLE	IP
 120°	 WARM	<input type="checkbox"/> WHITE	DL054-18W3K-W	18 W	1350 LM	NO	IP20
	 DAY	<input type="checkbox"/> WHITE	DL054-18W4K-W	18 W	1350 LM	NO	IP20





SCATTERING ANGLE	CCT	COLOR	ARTICLE	POWER	LIGHT FLUX	DIMMABLE	IP
 120°	3K WARM	<input type="checkbox"/> WHITE	DL054-24W3K-W	24 W	1800 LM	NO	IP20
	4K DAY	<input type="checkbox"/> WHITE	DL054-24W4K-W	24 W	1800 LM	NO	IP20



Maytoni
Technical

CEILING

The page features a large, bold, blue 'CEILING' title. A large, blue 'L' character is partially visible on the right side. The background is a light blue gradient with several thin, curved blue lines that sweep across the page, creating a sense of movement and design.

Present
illuminated

The page features several decorative blue elements: a large, thin, horizontal oval shape at the top; a large, bold, blue letter 'G' on the left side; and several thin, curved lines that sweep across the page, some overlapping the 'G' and the main title.

RIGHTS

For key lighting

Ceiling lights

BASE

GU10 	ZOOM ■ □ 	382 	ZOOM ■ □ 	384 	FOCUS ■ □ ■ 	356	FOCUS ■ □ ■ 	356
FOCUS ■ □ ■ ■ 	360	FOCUS S ■ □ ■ ■ ■ ■ 	362	FOCUS S ■ □ ■ ■ 	364	FOCUS S ■ □ ■ ■ ■ ■ ■ ■ 	366	
FOCUS S ■ □ ■ 	368	FOCUS S ■ □ ■ ■ ■ ■ ■ ■ 	369	FOCUS DESIGN ■ □ ■ 	370	ELTI ■ □ 	376	
ELTI ■ □ ■ 	378	SLIM ■ □ 	386	SLIM ■ □ 	386			

BASE

GU10	SLIM	388	SLIM	388	ATOM	390	ATOM	390
								

LIPARI **392**































BASE












GX53	HOOP	396	HOOP	396
				

Ceiling lights

LED

S	ALFA LED	398	ALFA LED	399	ALFA LED	398	ALFA LED	399
		  		  		 		 
								














YIN	412	YIN	412
	  		 
			



M	DAFNE	408	TREO	404	TREO	404
		 				 
						

LED

W 	FOCUS LED	372			 	FOCUS LED	374			 	ALFA LED	402			  	ALFA LED	403			  
--	------------------	------------	---	---	--	------------------	------------	---	---	--	-----------------	------------	---	--	---	-----------------	------------	---	---	---

ALFA LED	402			 	ALFA LED	403			 
-----------------	------------	---	--	---	-----------------	------------	---	--	---

WW 	ORLO	394			 	ONDA	406			 	PLANET	410			 
---	-------------	------------	---	---	--	-------------	------------	---	---	--	---------------	------------	---	---	--

ZON	230			 
------------	------------	---	---	--

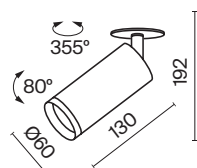
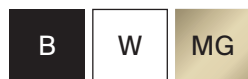
Focus


^{EN} Metal body. Part of the luminaire series with a swivel mechanism for adjusting the light flux. Swivel models with two types of mounting: removable and built-in. The light source is a lamp with a GU10 base (not included).

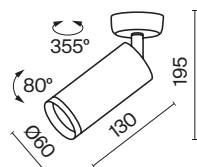
^{DE} Metallrahmen. Ein Teil der Leuchten der Serie ist mit einer Schwenkvorrichtung zur Einstellung des Lichtstroms ausgestattet. Schwenkbare Modelle mit zwei Arten der Befestigung: Aufsatz- und Einbau-Befestigung. Lichtquelle: Ein Leuchtmittel mit einer Fassung GU10 (nicht im Lieferumfang enthalten).


^{IT} Corpo in metallo. La serie include lampade con meccanismo girevole per la regolazione del flusso luminoso. Modelli girevoli con due tipi di fissaggio: sovrapposto e integrato.

^{FR} Corps en métal. Une partie des luminaires de la série avec mécanisme pivotant pour le réglage du flux lumineux. Modèles pivotant avec deux types de fixation: en saillie et encastrée. Source de lumière: ampoule à culot GU10 (non comprise dans le lo).



LAMP	NUMBER OF LAMPS	COLOR	ARTICLE	MAX W LAMPS	IP
GU10	1 x GU10	■ BLACK	C018CL-01B	50 W	IP 20
	1 x GU10	□ WHITE	C018CL-01W	50 W	IP 20
	1 x GU10	■ MATTE GOLD	C018CL-01MG	50 W	IP 20



LAMP	NUMBER OF LAMPS	COLOR	ARTICLE	MAX W LAMPS	IP
GU10	1 x GU10	■ BLACK	C017CW-01B	50 W	IP 20
	1 x GU10	□ WHITE	C017CW-01W	50 W	IP 20
	1 x GU10	■ MATTE GOLD	C017CW-01MG	50 W	IP 20



C017CW-01B

Recessed light source for anti-glare effect

Swivel mechanism of the body to change the direction of the light beam.







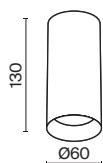
Focus


^{EN} Metal body. Part of the luminaire series with a swivel mechanism for adjusting the light flux. Swivel models with two types of mounting: removable and built-in. The light source is a lamp with a GU10 base (not included).

^{DE} Metallrahmen. Ein Teil der Leuchten der Serie ist mit einer Schwenkvorrichtung zur Einstellung des Lichtstroms ausgestattet. Schwenkbare Modelle mit zwei Arten der Befestigung: Aufsatz- und Einbau-Befestigung. Lichtquelle: Ein Leuchtmittel mit einer Fassung GU10 (nicht im Lieferumfang enthalten).

^{IT} Corpo in metallo. La serie include lampade con meccanismo girevole per la regolazione del flusso luminoso. Modelli girevoli con due tipi di fissaggio: sovrapposto e integrato. La sorgente luminosa è una lampadina con attacco GU10 (non inclusa).

^{FR} Corps en métal. Une partie des luminaires de la série avec mécanisme pivotant pour le réglage du flux lumineux. Modèles pivotant avec deux types de fixation: en saillie et encastrée. Source de lumière: ampoule à culot GU10 (non comprise dans le lo).



LAMP	NUMBER OF LAMPS	COLOR	ARTICLE	MAX W LAMPS	IP
GU10	1 x GU10	■ BLACK	C010CL-01B	50W	IP 20
	1 x GU10	□ WHITE	C010CL-01W	50W	IP 20
	1 x GU10	■ CHROME	C010CL-01CH	50W	IP 20
	1 x GU10	■ BRASS	C010CL-01MG	50W	IP 20



C010CL-01MG

Recessed light source for anti-glare effect.



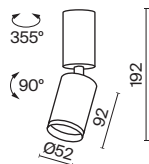
Focus S


^{EN} Metal body. Swivel mechanism. Optional mounts: built-in and removable (for one or two dome lamps). Great choice of colors. The light source is a lamp with a GU10 base.

^{DE} Metallrahmen. Schwenkvorrichtung. Befestigungen zur Auswahl: Einbau- und Aufsatzbefestigungen (für einen oder zwei Lampenschirme). Große Auswahl an Farbtönen. Lichtquelle: Ein Leuchtmittel mit einer Fassung GU10.

^{IT} Corpo in metallo. Meccanismo girevole. Fissaggi a scelta: integrato e sovrapposto (per una o due plafoniere). Ampia gamma di colori. La sorgente luminosa è una lampadina con attacco GU10.

^{FR} Corps métallique. Mécanisme pivotant. Fixations au choix: encastrées et en saillie (pour un ou deux globes). Large choix de couleurs. Source de lumière: ampoule à culot GU10.



LAMP	NUMBER OF LAMPS	COLOR	ARTICLE	MAX W LAMPS	IP
GU10	1x GU10	■ BLACK	C051CL-01B	10W	IP 20
	1x GU10	□ WHITE	C051CL-01W	10W	IP 20
	1x GU10	■ GOLD	C051CL-01G	10W	IP 20
	1x GU10	■ MATTE GOLD	C051CL-01MG	10W	IP 20
	1x GU10	■ BRASS	C051CL-01BS	10W	IP 20



C051CL-01W

Recessed light source for anti-glare effect.

Swivel mechanism of the compact body to change the direction of the light beam.



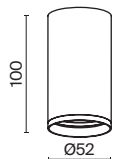
Focus S


^{EN} Metal body. Swivel mechanism. Optional mounts: built-in and removable (for one or two dome lamps). Great choice of colors. The light source is a lamp with a GU10 base.

^{DE} Metallrahmen. Schwenkvorrichtung. Befestigungen zur Auswahl: Einbau- und Aufsatzbefestigungen (für einen oder zwei Lampenschirme). Große Auswahl an Farbtönen. Lichtquelle: Ein Leuchtmittel mit einer Fassung GU10.

^{IT} Corpo in metallo. Meccanismo girevole. Fissaggi a scelta: integrato e sovrapposto (per una o due plafoniere). Ampia gamma di colori. La sorgente luminosa è una lampadina con attacco GU10.

^{FR} Corps métallique. Mécanisme pivotant. Fixations au choix: encastrées et en saillie (pour un ou deux globes). Large choix de couleurs. Source de lumière: ampoule à culot GU10.



LAMP	NUMBER OF LAMPS	COLOR	ARTICLE	MAX W LAMPS	IP
GU10	1 x GU10	■ BLACK	C052CL-01B	10 W	IP 20
	1 x GU10	□ WHITE	C052CL-01W	10 W	IP 20
	1 x GU10	■ MATTE GOLD	C052CL-01MG	10 W	IP 20
	1 x GU10	■ BRASS	C052CL-01BS	10 W	IP 20



C051CL-01B

Recessed light source for anti-glare effect.



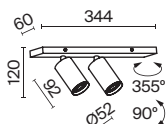
Focus S


^{EN} Metal body. Swivel mechanism. Optional mounts: built-in and removable (for one or two dome lamps). Great choice of colors. The light source is a lamp with a GU10 base.

^{DE} Metallrahmen. Schwenkvorrichtung. Befestigungen zur Auswahl: Einbau- und Aufsatzbefestigungen (für einen oder zwei Lampenschirme). Große Auswahl an Farbtönen. Lichtquelle: Ein Leuchtmittel mit einer Fassung GU10.

^{IT} Corpo in metallo. Meccanismo girevole. Fissaggi a scelta: integrato e sovrapposto (per una o due plafoniere). Ampia gamma di colori. La sorgente luminosa è una lampadina con attacco GU10.

^{FR} Corps métallique. Mécanisme pivotant. Fixations au choix: encastrées et en saillie (pour un ou deux globes). Large choix de couleurs. Source de lumière: ampoule à culot GU10.



LAMP	NUMBER OF LAMPS	COLOR	ARTICLE	MAX W LAMPS	IP
GU10	⦿ 2 x GU10	■ BLACK	C051CL-U-2B	10 W	IP 20
	⦿ 2 x GU10	□ WHITE	C051CL-U-2W	10 W	IP 20
	⦿ 2 x GU10	■ MATTE SILVER / BLACK	C051CL-U-02BS	10 W	IP 20
	⦿ 2 x GU10	■ MATTE GOLD / BLACK	C051CL-U-02BMG	10 W	IP 20
	⦿ 2 x GU10	□ MATTE SILVER / WHITE	C051CL-U-2WS	10 W	IP 20
	⦿ 2 x GU10	□ MATTE GOLD / WHITE	C051CL-U-2WMG	10 W	IP 20



C051CL-U-2B

Swivel mechanism of the compact body to change the direction of the light beam.



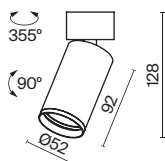
Focus S


^{EN} Metal body. Swivel mechanism. Optional mounts: built-in and removable (for one or two dome lamps). Great choice of colors. The light source is a lamp with a GU10 base.

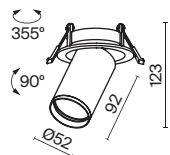
^{DE} Metallrahmen. Schwenkvorrichtung. Befestigungen zur Auswahl: Einbau- und Aufsatzbefestigungen (für einen oder zwei Lampenschirme). Große Auswahl an Farbtönen. Lichtquelle: Ein Leuchtmittel mit einer Fassung GU10.


^{IT} Corpo in metallo. Meccanismo girevole. Fissaggi a scelta: integrato e sovrapposto (per una o due plafoniere). Ampia gamma di colori. La sorgente luminosa è una lampadina con attacco GU10.

^{FR} Corps métallique. Mécanisme pivotant. Fixations au choix: encastrées et en saillie (pour un ou deux globes). Large choix de couleurs. Source de lumière: ampoule à culot GU10.



LAMP	NUMBER OF LAMPS	COLOR	ARTICLE	MAX W LAMPS	IP
GU10	1x GU10	■ BLACK	C050CL-U-1B	10 W	IP 20
	1x GU10	□ WHITE	C050CL-U-1W	10 W	IP 20
	1x GU10	■ MATTE GOLD	C050CL-U-1MG	10 W	IP 20
	1x GU10	■ MATTE SILVER	C050CL-U-1S	10 W	IP 20



LAMP	NUMBER OF LAMPS	COLOR	ARTICLE	MAX W LAMPS	IP
GU10	1x GU10	■ BLACK	C048CL-U-1B	10 W	IP 20
	1x GU10	□ WHITE	C048CL-U-1W	10 W	IP 20
	1x GU10	■ MATTE SILVER / BLACK	C048CL-U-1BS	10 W	IP 20
	1x GU10	■ MATTE GOLD / BLACK	C048CL-U-1BMG	10 W	IP 20
	1x GU10	□ MATTE SILVER / WHITE	C048CL-U-1WS	10 W	IP 20
	1x GU10	□ MATTE GOLD / WHITE	C048CL-U-1WMG	10 W	IP 20

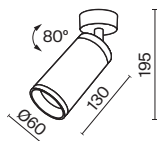

Focus Design


^{EN} Textured metal body. Swivel mechanism. The light source is a lamp with a GU10 base (not included).

^{DE} Rahmen aus Metall mit strukturiertem Muster. Schwenkvorrichtung. Lichtquelle: Ein Leuchtmittel mit einer Fassung GU10 (nicht im Lieferumfang enthalten).

^{IT} Corpo in metallo con motivo strutturato. Meccanismo girevole. Sorgente luminosa – lampadina con attacco GU10 (non inclusa)

^{FR} Corps métallique avec motif texturé. Mécanisme pivotant. Source de lumière: ampoule à culot GU10 (non comprise dans le lot).



LAMP	NUMBER OF LAMPS	COLOR	ARTICLE	MAX W LAMPS	IP
GU10	1x GU10	■ BLACK	C034CL-01B	50W	IP 20
	1x GU10	□ WHITE	C034CL-01W	50W	IP 20
	1x GU10	■ GOLD	C034CL-01G	50W	IP 20

370



C034CL-01G

Recessed light source for anti-glare effect.

Swivel mechanism of the compact body to change the direction of the light beam.



Focus LED

^{EN} Metal body. Scattering angle is 50° (lens can be changed to 15°, 24°, 36° – p. 184). Some models are dimmable. The LED light source is recessed into the body.

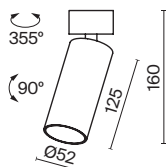
^{DE} Metallrahmen. Lichtstreuwinkel 50° (die Linse kann gegen eine andere mit dem Lichtstreuwinkel 15°, 24°, 36° ausgetauscht werden – Seite 184). Einige Modelle sind dimmbar. Die im Rahmen versenkte LED-Lichtquelle.

^{IT} Corpo in metallo. Angolo di diffusione 50° (lenti modificabili a 15°, 24°, 36° - p. 184). Alcuni modelli sono dimmerabili. La sorgente luminosa a LED è incassata nel corpo.

^{FR} Corps métallique. Angle de diffusion de 50° (possibilité de changer la lentille à 15°, 24°, 36° – p. 184). Partie des modèles avec variateur. Source de lumière LED encastrée dans le corps.



LEDS EPISTAR



SCATTERING ANGLE	CCT	COLOR	ARTICLE	POWER	LIGHT FLUX	DIMMABLE	IP
MEDIUM 	3K WARM	■ BLACK	C055CL-L12B3K-W-B	12 W	900 LM	NO	IP20
	3K WARM	□ WHITE	C055CL-L12W3K-W-W	12 W	900 LM	NO	IP20
	3K WARM	■ BLACK	C055CL-L12B3K-W-D-B	12 W	900 LM	TRIAC	IP20
	3K WARM	□ WHITE	C055CL-L12W3K-W-D-W	12 W	900 LM	TRIAC	IP20
	4K DAY	■ BLACK	C055CL-L12B4K-W-B	12 W	900 LM	NO	IP20
	4K DAY	□ WHITE	C055CL-L12W4K-W-W	12 W	900 LM	NO	IP20
	4K DAY	■ BLACK	C055CL-L12B4K-W-D-B	12 W	900 LM	TRIAC	IP20
	4K DAY	□ WHITE	C055CL-L12W4K-W-D-W	12 W	900 LM	TRIAC	IP20



C055CL-L12B3K-W-B

CRI>90 *High color rendering index allows you to maximize the interior colors.

Compatible with lenses and anti-glare filters (p. 184).



UGR<15 *Ultra-low Unified Glare Rating. The lamp is suitable for use in reading nooks and relaxing areas.

Focus LED

^{EN} Metal body. Scattering angle is 50° (lens can be changed to 15°, 24°, 36° – p. 184). Some models are dimmable. The LED light source is recessed into the body.

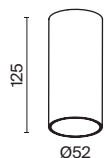
^{DE} Metallrahmen. Lichtstreuwinkel 50° (die Linse kann gegen eine andere mit dem Lichtstreuwinkel 15°, 24°, 36° ausgetauscht werden – Seite 184). Einige Modelle sind dimmbar. Die im Rahmen versenkte LED-Lichtquelle.

^{IT} Corpo in metallo. Angolo di diffusione 50° (lenti modificabili a 15°, 24°, 36° - p. 184). Alcuni modelli sono dimmerabili. La sorgente luminosa a LED è incassata nel corpo.

^{FR} Corps métallique. Angle de diffusion de 50° (possibilité de changer la lentille à 15°, 24°, 36° – p. 184). Partie des modèles avec variateur. Source de lumière LED encastrée dans le corps.



LEDS EPISTAR



SCATTERING ANGLE	CCT	COLOR	ARTICLE	POWER	LIGHT FLUX	DIMMABLE	IP
	3K WARM	■ BLACK	C056CL-L12B3K-W-B	12 W	900 LM	NO	IP20
	3K WARM	□ WHITE	C056CL-L12W3K-W-W	12 W	900 LM	NO	IP20
	3K WARM	■ BLACK	C056CL-L12B3K-W-D-B	12 W	900 LM	TRIAC	IP20
	3K WARM	□ WHITE	C056CL-L12W3K-W-D-W	12 W	900 LM	TRIAC	IP20
	4K DAY	■ BLACK	C056CL-L12B4K-W-B	12 W	900 LM	NO	IP20
	4K DAY	□ WHITE	C056CL-L12W4K-W-W	12 W	900 LM	NO	IP20
	4K DAY	■ BLACK	C056CL-L12B4K-W-D-B	12 W	900 LM	TRIAC	IP20
	4K DAY	□ WHITE	C056CL-L12W4K-W-D-W	12 W	900 LM	TRIAC	IP20



C056CL-L12B4K-W-W

CRI>90 *High color rendering index allows you to maximize the interior colors.

Compatible with lenses and anti-glare filters (p. 184).



UGR<15 *Ultra-low Unified Glare Rating. The lamp is suitable for use in reading nooks and relaxing areas.

Elti

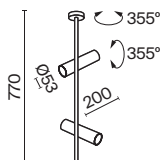
^{EN} Metal body. Adjustment of a light flux on 360 ° (in a horizontal plane) and 180° (in a vertical plane). The light source is a lamp with a GU10 base (not included).


^{DE} Metallrahmen. Einstellbarer Lichtstrom um 360° (horizontal) und 180° (vertikal).

Lichtquelle: Ein Leuchtmittel mit einer Fassung GU10 (nicht im Lieferumfang enthalten).

^{IT} Corpo in metallo. Regolazione del flusso luminoso su 360° (in un piano orizzontale) e 180° (in un piano verticale). La sorgente luminosa è una lampadina con attacco GU10 (non inclusa).

^{FR} Corps en métal. Réglage du flux lumineux à 360° (sur le plan horizontal) et à 180° (sur le plan vertical). Source de lumière: ampoule à culot GU10 (non comprise dans le lot).




LAMP	NUMBER OF LAMPS	COLOR	ARTICLE	MAX W LAMPS	IP
GU10	2 x GU10	■ BLACK	C021CL-02B	50 W	IP 20
	2 x GU10	□ WHITE	C021CL-02W	50 W	IP 20

376



C021CL-02B

Flexible adjustment of the light flux by 360° in the horizontal plane and 180° in the vertical plane separately for each light source.



Elti

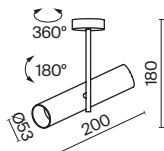

^{EN} Metal body. Adjustment of a light flux on 360° (in a horizontal plane) and 180° (in a vertical plane). The light source is a lamp with a GU10 base (not included).


^{DE} Metallrahmen. Einstellbarer Lichtstrom um 360° (horizontal) und 180° (vertikal).

Lichtquelle: Ein Leuchtmittel mit einer Fassung GU10 (nicht im Lieferumfang enthalten).

^{IT} Corpo in metallo. Regolazione del flusso luminoso su 360° (in un piano orizzontale) e 180° (in un piano verticale). La sorgente luminosa è una lampadina con attacco GU10 (non inclusa).

^{FR} Corps en métal. Réglage du flux lumineux à 360° (sur le plan horizontal) et à 180° (sur le plan vertical). Source de lumière: ampoule à culot GU10 (non comprise dans le lot).



LAMP	NUMBER OF LAMPS	COLOR	ARTICLE	MAX W LAMPS	IP
GU10	1 x GU10	■ BLACK	C020CL-01B	50 W	IP 20
	1 x GU10	□ WHITE	C020CL-01W	50 W	IP 20
	1 x GU10	■ BLACK C GOLDM	C020CL-01GB	50 W	IP 20



C020CL-01B

Flexible adjustment of the light flux by 360° in the horizontal plane and 180° in the vertical plane separately for each light source.







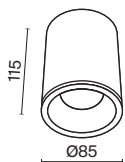
Zoom


^{EN} Metal body. High protection class IP65. Light source - GU10 lamp (not included).

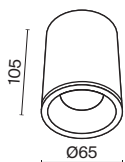
^{DE} Metallrahmen. Hohe Schutzart IP65. Lichtquelle: Ein Leuchtmittel mit einer Fassung GU10 (nicht im Lieferumfang enthalten).


^{IT} Corpo in metallo. Classe di protezione elevata IP65. Sorgente luminosa - Lampadina GU10 (non inclusa).

^{FR} Corps en métal. Haute classe de protection IP65. Source de lumière: ampoule GU10 (non comprise dans le lot).



LAMP	NUMBER OF LAMPS	COLOR	ARTICLE	MAX W LAMPS	IP
GU10	1x GU10	■ BLACK	C029CL-01B	50 W	IP 65
	1x GU10	□ WHITE	C029CL-01W	50 W	IP 65



LAMP	NUMBER OF LAMPS	COLOR	ARTICLE	MAX W LAMPS	IP
GU10	1x GU10	■ BLACK	C029CL-01-S-B	50 W	IP 65
	1x GU10	□ WHITE	C029CL-01-S-W	50 W	IP 65



C029CL-01B

Recessed light source for anti-glare effect.

IP65 *Suitable for use in wet areas.



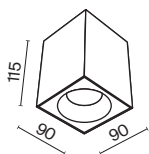
Zoom


^{EN} Metal body. High protection class IP65. Light source – GU10 lamp (not included).

^{DE} Metallrahmen. Hohe Schutzart IP65. Lichtquelle: Ein Leuchtmittel mit einer Fassung GU10 (nicht im Lieferumfang enthalten).

^{IT} Corpo in metallo. Classe di protezione elevata IP65. Sorgente luminosa – Lampadina GU10 (non inclusa).

^{FR} Corps en métal. Haute classe de protection IP65. Source de lumière: ampoule GU10 (non comprise dans le lot).



LAMP	NUMBER OF LAMPS	COLOR	ARTICLE	MAX W LAMPS	IP
GU10	1x GU10	■ BLACK	C030CL-01B	50 W	IP 65
	1x GU10	□ WHITE	C030CL-01W	50 W	IP 65



C030CL-01B

IP65 * Suitable for use in wet areas.

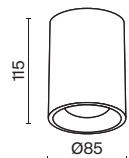
Slim


^{EN} Metal body. Some models with a lamp recessed deep into the body. Light source with GU10 base (not included).

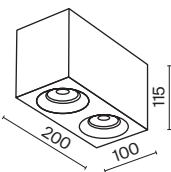
^{DE} Metallrahmen. Einige Modelle haben ein im Rahmen versenktes Leuchtmittel. Eine Lichtquelle mit einer Fassung GU10 (nicht im Lieferumfang enthalten).


^{IT} Corpo in metallo. Alcuni modelli con una lampadina incassata in profondità nel corpo. Sorgente luminosa con attacco GU10 (non inclusa).

^{FR} Corps en métal. Partie des modèles avec ampoule profondément encastrée dans le corps. Source de lumière à culot GU10 (non comprise dans le lot).



LAMP	NUMBER OF LAMPS	COLOR	ARTICLE	MAX W LAMPS	IP
GU10	1 x GU10	■ BLACK	C012CL-01B	50 W	IP 20
	1 x GU10	□ WHITE	C012CL-01W	50 W	IP 20



LAMP	NUMBER OF LAMPS	COLOR	ARTICLE	MAX W LAMPS	IP
GU10	2 x GU10	■ BLACK	C013CL-02B	50 W	IP 20
	2 x GU10	□ WHITE	C013CL-02W	50 W	IP 20



C012CL-01B



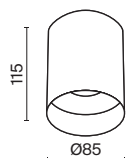
Slim


^{EN} Metal body. Some models with a lamp recessed deep into the body. Light source with GU10 base (not included).

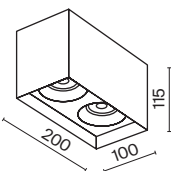
^{DE} Metallrahmen. Einige Modelle haben ein im Rahmen versenktes Leuchtmittel. Eine Lichtquelle mit einer Fassung GU10 (nicht im Lieferumfang enthalten).


^{IT} Corpo in metallo. Alcuni modelli con una lampadina incassata in profondità nel corpo. Sorgente luminosa con attacco GU10 (non inclusa).

^{FR} Corps en métal. Partie des modèles avec ampoule profondément encastrée dans le corps. Source de lumière à culot GU10 (non comprise dans le lot).



LAMP	NUMBER OF LAMPS	COLOR	ARTICLE	MAX W LAMPS	IP
GU10	1 x GU10	■ BLACK	C014CL-01B	50 W	IP 20
	1 x GU10	□ WHITE	C014CL-01W	50 W	IP 20




LAMP	NUMBER OF LAMPS	COLOR	ARTICLE	MAX W LAMPS	IP
GU10	2 x GU10	■ BLACK	C015CL-02B	50 W	IP 20
	2 x GU10	□ WHITE	C015CL-02W	50 W	IP 20



C014CL-01W

Recessed light source for anti-glare effect.



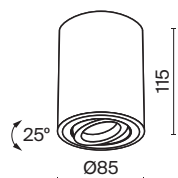
Atom


^{EN} Metal body. The light source is a lamp with a GU10 base (not included).

^{DE} Metallrahmen. Lichtquelle: Ein Leuchtmittel mit einer Fassung GU10 (nicht im Lieferumfang enthalten).


^{IT} Corpo in metallo. La sorgente luminosa è una lampadina con attacco GU10 (non inclusa).

^{FR} Corps métallique. Source de lumière: ampoule à culot GU10 (non comprise dans le lot).



LAMP	NUMBER OF LAMPS	COLOR	ARTICLE	MAX W LAMPS	IP
GU10	1 x GU10	■ BLACK	C016CL-01B	50 W	IP 20
	1 x GU10	□ WHITE	C016CL-01W	50 W	IP 20



LAMP	NUMBER OF LAMPS	COLOR	ARTICLE	MAX W LAMPS	IP
GU10	2 x GU10	■ BLACK	C017CL-02B	50 W	IP 20
	2 x GU10	□ WHITE	C017CL-02W	50 W	IP 20



C017CL-01B

Recessed light source for anti-glare effect.



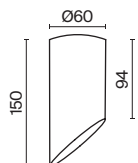
Lipari


^{EN} Metal body with a trendy oblique cut of the dome lamp. The light source is a lamp with a GU10 base (not included).

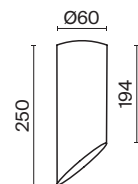
^{DE} Metallrahmen mit trendigem schrägen Schnitt des Lampenschirms. Lichtquelle: Ein Leuchtmittel mit einer Fassung GU10 (nicht im Lieferumfang enthalten).


^{IT} Corpo in metallo con taglio obliquo alla moda della plafoniera. La sorgente luminosa è una lampadina con attacco GU10 (non inclusa).

^{FR} Corps métallique à coupe oblique tendance du globe. Source de de lumière: ampoule à culot GU10 (non comprise dans le lot).



LAMP	NUMBER OF LAMPS	COLOR	ARTICLE	MAX W LAMPS	IP
GU10	1 x GU10	BLACK / MATTE GOLD	C044CL-01-15GU10-B	35 W	IP 20
	1 x GU10	WHITE / MATTE GOLD	C044CL-01-15GU10-W	35 W	IP 20



LAMP	NUMBER OF LAMPS	COLOR	ARTICLE	MAX W LAMPS	IP
GU10	1 x GU10	BLACK / MATTE GOLD	C044CL-01-25GU10-B	35 W	IP 20
	1 x GU10	WHITE / MATTE GOLD	C044CL-01-25GU10-W	35 W	IP 20



C044CL-01-15GU10-B

Recessed light source for anti-glare effect.

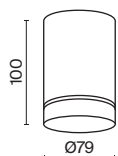


Orlo

^{EN} Metal body. Decorative light ring. Wide scattering angle is 120°. LED light source.
^{DE} Metallrahmen. Dekorativer Lichtring. Breiter Lichtstreuwinkel 120°. LED-Lichtquelle.
^{IT} Corpo in metallo. Anello luminoso decorativo. Ampio angolo di diffusione 120°. Sorgente luminosa LED.
^{FR} Corps métallique. Anneau lumineux décoratif. Grand angle de diffusion de 120°. Source de lumière LED.



LEDS SANAN



SCATTERING ANGLE	CCT	COLOR	ARTICLE	POWER	LIGHT FLUX	DIMMABLE	IP
	3K WARM	■ BLACK	C085CL-9W3K-B	9W	250 LM	NO	IP 20
	3K WARM	□ WHITE	C085CL-9W3K-W	9W	350 LM	NO	IP 20
	4K DAY	■ BLACK	C085CL-9W4K-B	9W	300 LM	NO	IP 20
	4K DAY	□ WHITE	C085CL-9W4K-W	9W	400 LM	NO	IP 20



C085CL-9W4K-W

CRI>90 *High color rendering index allows you to maximize the interior colors.

Recessed light source for anti-glare effect.



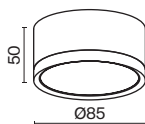

Hoop


^{EN} Metal body. Light source – GX53 lamp (not included).

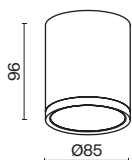
^{DE} Metallrahmen. Lichtquelle: Ein Leuchtmittel mit einer Fassung GX53 (nicht im Lieferumfang enthalten).


^{IT} Corpo in metallo. Sorgente luminosa – Lampada GX53 (non inclusa).

^{FR} Corps métallique. Source de lumière: ampoule GX53 (non comprise dans le lot).



LAMP	NUMBER OF LAMPS	COLOR	ARTICLE	MAX W LAMPS	IP
GX53	1 x GX53	■ BLACK	C086CL-GX53-SRD-B	15 W	IP 20
	1 x GX53	□ WHITE	C086CL-GX53-SRD-W	15 W	IP 20
	1 x GX53	■ MATTE GOLD / BLACK	C086CL-GX53-SRD-BG	15 W	IP 20



LAMP	NUMBER OF LAMPS	COLOR	ARTICLE	MAX W LAMPS	IP
GX53	1 x GX53	■ BLACK	C086CM-GX53-MRD-B	15 W	IP 20
	1 x GX53	□ WHITE	C086CM-GX53-MRD-W	15 W	IP 20
	1 x GX53	■ MATTE GOLD / BLACK	C086CM-GX53-MRD-BG	15 W	IP 20



C086CM-GX53-MRD-W



Alfa LED

^{EN} Metal body. Some models are dimmable. LED light source.

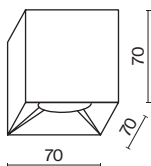
^{DE} Metallrahmen. Einige Modelle sind dimmbar. LED-Lichtquelle.

^{IT} Corpo in metallo. Alcuni modelli sono dimmerabili. Sorgente luminosa LED.

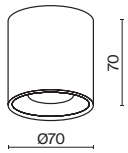
^{FR} Corps métallique. Partie des modèles avec variateur. Source de lumière LED.



LEDS BRIDGELUX



SCATTERING ANGLE	CCT	COLOR	ARTICLE	POWER	LIGHT FLUX	DIMMABLE	IP
SPOT 	3K WARM	■ BLACK	C065CL-L12B3K	12 W	840 LM	NO	IP 20
	3K WARM	□ WHITE	C065CL-L12W3K	12 W	840 LM	NO	IP 20
	3K WARM	■ BLACK	C065CL-L12B3K-D	12 W	840 LM	TRIAC	IP 20
	3K WARM	□ WHITE	C065CL-L12W3K-D	12 W	840 LM	TRIAC	IP 20
	4K DAY	■ BLACK	C065CL-L12B4K	12 W	900 LM	NO	IP 20
	4K DAY	□ WHITE	C065CL-L12W4K	12 W	900 LM	NO	IP 20
	4K DAY	■ BLACK	C065CL-L12B4K-D	12 W	900 LM	TRIAC	IP 20
	4K DAY	□ WHITE	C065CL-L12W4K-D	12 W	900 LM	TRIAC	IP 20




SCATTERING
ANGLE

SPOT



CCT	COLOR	ARTICLE	POWER	LIGHT FLUX	DIMMABLE	IP
3K WARM	BLACK	C064CL-L12B3K	12 W	840 LM	NO	IP 20
3K WARM	WHITE	C064CL-L12W3K	12 W	840 LM	NO	IP 20
3K WARM	BLACK	C064CL-L12B3K-D	12 W	840 LM	TRIAC	IP 20
3K WARM	WHITE	C064CL-L12W3K-D	12 W	840 LM	TRIAC	IP 20
4K DAY	BLACK	C064CL-L12B4K	12 W	900 LM	NO	IP 20
4K DAY	WHITE	C064CL-L12W4K	12 W	900 LM	NO	IP 20
4K DAY	BLACK	C064CL-L12B4K-D	12 W	900 LM	TRIAC	IP 20
4K DAY	WHITE	C064CL-L12W4K-D	12 W	900 LM	TRIAC	IP 20



400



C065CL-L12B4K C065CL-L12W4K

Alfa LED

^{EN} Metal body. Some models are dimmable. LED light source.

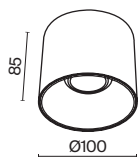
^{DE} Metallrahmen. Einige Modelle sind dimmbar. LED-Lichtquelle.


^{IT} Corpo in metallo. Alcuni modelli sono dimmerabili. Sorgente luminosa LED.

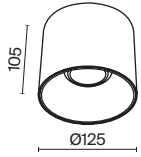
^{FR} Corps métallique. Partie des modèles avec variateur. Source de lumière LED.



LEDS BRIDGELUX



SCATTERING ANGLE	CCT	COLOR	ARTICLE	POWER	LIGHT FLUX	DIMMABLE	IP
WIDE 	3K WARM	■ BLACK	C064CL-01-15W3K-RD-B	15 W	1200 LM	NO	20
	3K WARM	■ WHITE/BLACK	C064CL-01-15W3K-RD-WB	15 W	1200 LM	NO	20
	3K WARM	■ BLACK	C064CL-01-15W3K-D-RD-B	15 W	1200 LM	TRIAC	20
	3K WARM	■ WHITE/BLACK	C064CL-01-15W3K-D-RD-WB	15 W	1200 LM	TRIAC	20
	4K DAY	■ BLACK	C064CL-01-15W4K-RD-B	15 W	1280 LM	NO	20
	4K DAY	■ WHITE/BLACK	C064CL-01-15W4K-RD-WB	15 W	1280 LM	NO	20
	4K DAY	■ BLACK	C064CL-01-15W4K-D-RD-B	15 W	1280 LM	TRIAC	20
	4K DAY	■ WHITE/BLACK	C064CL-01-15W4K-D-RD-WB	15 W	1280 LM	TRIAC	20



SCATTERING
ANGLE

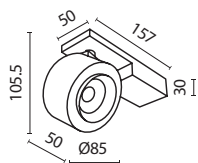
WIDE



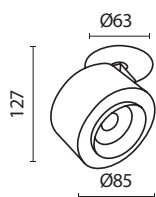
CCT	COLOR	ARTICLE	POWER	LIGHT FLUX	DIMMABLE	IP
3K WARM	BLACK	C064CL-01-25W3K-RD-B	25 W	2000 LM	NO	20
3K WARM	WHITE/BLACK	C064CL-01-25W3K-RD-WB	25 W	2000 LM	NO	20
3K WARM	BLACK	C064CL-01-25W3K-D-RD-B	25 W	2000 LM	TRIAC	20
3K WARM	WHITE/BLACK	C064CL-01-25W3K-D-RD-WB	25 W	2000 LM	TRIAC	20
4K DAY	BLACK	C064CL-01-25W4K-RD-B	25 W	2130 LM	NO	20
4K DAY	WHITE/BLACK	C064CL-01-25W4K-RD-WB	25 W	2130 LM	NO	20
4K DAY	BLACK	C064CL-01-25W4K-D-RD-B	25 W	2130 LM	TRIAC	20
4K DAY	WHITE/BLACK	C064CL-01-25W4K-D-RD-WB	25 W	2130 LM	TRIAC	20

Treo


EN Metal body. Swivel mechanism. Removable and built-in models. LED light source.
 DE Metallrahmen. Schwenkvorrichtung. Aufsatz- und Einbaumodelle. LED-Lichtquelle.
 IT Corpo in metallo. Meccanismo girevole. Modelli sovrapposti e da incasso. Sorgente luminosa LED.
 FR Corps métallique. Mécanisme pivotant. Modèles encastrés ou en saillie. Source de lumière-LED.



SCATTERING ANGLE	CCT	COLOR	ARTICLE	POWER	LIGHT FLUX	DIMMABLE	IP
MEDIUM 	3K WARM	BLACK	C062CL-L12B3K	13 W	1350 LM	NO	IP 20
	3K WARM	WHITE	C062CL-L12W3K	13 W	1350 LM	NO	IP 20
	4K DAY	BLACK	C062CL-L12B4K	13 W	1400 LM	NO	IP 20
	4K DAY	WHITE	C062CL-L12W4K	13 W	1400 LM	NO	IP 20



SCATTERING ANGLE	CCT	COLOR	ARTICLE	POWER	LIGHT FLUX	DIMMABLE	IP
MEDIUM 	3K WARM	BLACK	C063CL-L12W3K	13 W	1200 LM	NO	IP 20
	3K WARM	WHITE	C063CL-L12B3K	13 W	1200 LM	NO	IP 20
	4K DAY	BLACK	C063CL-L12B4K	13 W	1300 LM	NO	IP 20
	4K DAY	WHITE	C063CL-L12W4K	13 W	1300 LM	NO	IP 20



C062CL-L12B3K



Onda

^{EN} Metal body. Wide scattering angle is 120°. Swivel hinge for adjusting the light flux. LED light source.


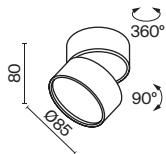
^{DE} Metallrahmen. Breiter Lichtstreuwinkel 120°. Schwenkscharnier zur Einstellung des Lichtstroms. LED-Lichtquelle.

^{IT} Corpo in metallo. Ampio angolo di diffusione 120°. Cerniera girevole per la regolazione del flusso luminoso. Sorgente luminosa LED.

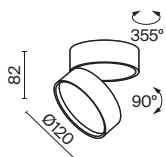
^{FR} Corps métallique. Grand angle de diffusion de 120°. Charnière pivotante pour le réglage du flux lumineux. Source de lumière LED.



LEDS OSRAM



SCATTERING ANGLE	CCT	COLOR	ARTICLE	POWER	LIGHT FLUX	DIMMABLE	IP
	3K WARM	■ BLACK	C024CL-L12B3K	12 W	650 LM	NO	IP 20
	3K WARM	□ WHITE	C024CL-L12W3K	12 W	850 LM	NO	IP 20
	4K DAY	■ BLACK	C024CL-L12B4K	12 W	700 LM	NO	IP 20
	4K DAY	□ WHITE	C024CL-L12W4K	12 W	900 LM	NO	IP 20




SCATTERING ANGLE	CCT	COLOR	ARTICLE	POWER	LIGHT FLUX	DIMMABLE	IP
	3K WARM	■ BLACK	C024CL-L18B	18 W	1000 LM	NO	IP 20
	3K WARM	□ WHITE	C024CL-L18W	18 W	1500 LM	NO	IP 20
	4K DAY	■ BLACK	C024CL-L18B4K	18 W	1100 LM	NO	IP 20
	4K DAY	□ WHITE	C024CL-L18W4K	18 W	1400 LM	NO	IP 20

406



C024CL-L12B3K

Adjustment of the direction of the light flux 360° in the horizontal plane and 90° in the vertical plane.



Dafne

^{EN} Metal body. Swivel mechanism for adjusting the light flux. LED light source.

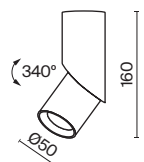
^{DE} Metallrahmen. Schwenkvorrichtung zur Einstellung des Lichtstroms. LED-Lichtquelle.

^{IT} Corpo in metallo. Meccanismo girevole per la regolazione del flusso luminoso. Sorgente luminosa LED.

^{FR} Corps métallique. Mécanisme pivotant pour le réglage du flux lumineux. Source de lumière LED.



LEDS SANAN



SCATTERING
ANGLE

CCT

COLOR

ARTICLE

POWER









LIGHT FLUX

DIMMABLE

IP

MEDIUM




 WARM	 BLACK	C027CL-L10B	10 W	800 LM	NO	IP 20
 WARM	 WHITE	C027CL-L10W	10 W	800 LM	NO	IP 20
 DAY	 BLACK	C027CL-L10B4K	10 W	1000 LM	NO	IP 20
 DAY	 WHITE	C027CL-L10W4K	10 W	1060 LM	NO	IP 20

408



C027CL-L10B

CRI>90 *High color rendering index allows you to maximize the interior colors.



Planet

^{EN} Metal body. Wide scattering angle is 120°. Two LED light sources for basic and decorative lighting.

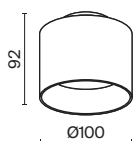
^{DE} Metallrahmen. Breiter Lichtstreuwinkel 120°. Zwei LED-Lichtquellen für Haupt- und dekorative Beleuchtung.

^{IT} Corpo in metallo. Ampio angolo di diffusione 120°. Due sorgenti luminose a LED per l'illuminazione di base e decorativa.

^{FR} Corps métallique. Grand angle de diffusion de 120°. Deux sources de lumière LED pour l'éclairage principal et décoratif.



LEDS SANAN



SCATTERING ANGLE

CCT

COLOR

ARTICLE

POWER

LIGHT FLUX

DIMMABLE

IP

WASH WIDE

3K WARM

■ BLACK

C009CW-L12B

12 W

550 LM

NO

IP 20



3K WARM

□ WHITE

C009CW-L12W

12 W

750 LM

NO

IP 20

4K DAY

■ BLACK

C009CW-L12B4K

12 W

500 LM

NO

IP 20

4K DAY

□ WHITE

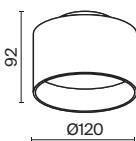
C009CW-L12W4K

12 W

500 LM

NO

IP 20



SCATTERING ANGLE

CCT

COLOR

ARTICLE

POWER

LIGHT FLUX

DIMMABLE

IP

WASH WIDE

3K WARM

■ BLACK

C009CW-L16B

16 W

800 LM

NO

IP 20



3K WARM

□ WHITE

C009CW-L16W

16 W

1000 LM

NO

IP 20

4K DAY

■ BLACK

C009CW-L16B4K

16 W

750 LM

NO

IP 20

4K DAY

□ WHITE

C009CW-L16W4K

16 W

1050 LM

NO

IP 20

410



C009CW-L16B

Decorative contour lighting.



Yin

^{EN} Metal body. Swivel mechanism for adjusting the light flux. Some models are dimmable. LED light source.

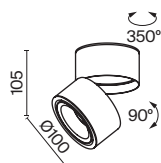
^{DE} Metallrahmen. Schwenkvorrichtung zur Einstellung des Lichtstroms. Einige Modelle sind dimmbar. LED-Lichtquelle.


^{IT} Corpo in metallo. Meccanismo girevole per la regolazione del flusso luminoso. Alcuni modelli sono dimmerabili. Sorgente luminosa LED.

^{FR} Corps métallique. Mécanisme pivotant pour le réglage du flux lumineux. Partie des modèles avec variateur. Source de lumière LED.



LEDS BRIDGELUX



SCATTERING ANGLE	CCT	COLOR	ARTICLE	POWER	LIGHT FLUX	DIMMABLE	IP
SPOT 	3K WARM	■ BLACK	C084CL-15W3K-B	15 W	750 LM	NO	IP 20
	3K WARM	□ WHITE	C084CL-15W3K-W	15 W	850 LM	NO	IP 20
	4K DAY	■ BLACK	C084CL-15W4K-B	15 W	850 LM	NO	IP 20
	4K DAY	□ WHITE	C084CL-15W4K-W	15 W	930 LM	NO	IP 20
	3K WARM	■ BLACK	C084CL-15W3K-D-B	15 W	720 LM	TRIAC	IP 20
	3K WARM	□ WHITE	C084CL-15W3K-D-W	15 W	790 LM	TRIAC	IP 20
	4K DAY	■ BLACK	C084CL-15W4K-D-B	15 W	780 LM	TRIAC	IP 20
	4K DAY	□ WHITE	C084CL-15W4K-D-W	15 W	880 LM	TRIAC	IP 20



C084CL-15W3K-W

CRI>90 *High color rendering index allows you to maximize the interior colors.

24° concentrating lens for bright accent lighting.



Wall lights

BASE

GU10 **FOCUS DESIGN** **418** **FOCUS S** **422** **FOCUS S** **422** **PARMA** **456**



G9 **ROND** **432**



LED

S **KILT** **424**



M **MIRAX** **532**



MIRAX **434**



MIRAX **436**



IOS 176 **440**


























IOS 176 **440**



COMONDO **442**



Wall lights


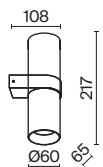
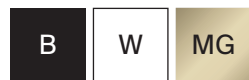
WW  >80°	PARS 	428  	PARS 	432  	PARS 	432  	STEM 	448  
	TRAME 	452  	TRAME 	456  				
F  360°	TRAME 	450  						





C808WL-L3B

Focus Design

EN Textured metal frame. The light source is a lamp with a GU10 base (not included).
 DE Metallbeschläge mit strukturiertem Muster. Lichtquelle: Ein Leuchtmittel mit einer Fassung GU10 (nicht im Lieferumfang enthalten).
 IT Corpo in metallo con motivo strutturato. La sorgente luminosa è una lampadina con attacco GU10 (non inclusa).
 FR Armature en métal avec motif texturé. Source de lumière: ampoule à culot GU10 (non comprise dans le lot).



LAMP	NUMBER OF LAMPS	COLOR	ARTICLE	MAX W LAMPS	IP
GU10	2 x GU10	■ BLACK	C069WL-02B	50 W	IP 20
	2 x GU10	□ WHITE	C069WL-02W	50 W	IP 20
	2 x GU10	■ MATTE GOLD	C069WL-02MG	50 W	IP 20



C069WL-02MG





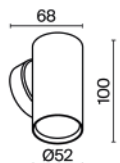
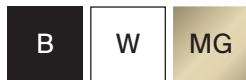
Focus S


^{EN} Metal fittings. The light source is a lamp with a GU10 base (not included).

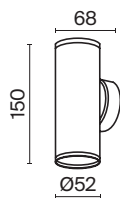
^{DE} Metallbeschläge. Lichtquelle: Ein Leuchtmittel mit einer Fassung GU10 (nicht im Lieferumfang enthalten).


^{IT} Corpo in metallo. La sorgente luminosa è una lampadina con attacco GU10 (non inclusa).

^{FR} Armature métallique. Source de lumière: ampoule à culot GU10 (non comprise dans le lot).



LAMP	NUMBER OF LAMPS	COLOR	ARTICLE	MAX W LAMPS	IP
GU10	1 x GU10	■ BLACK	C068WL-01B	10 W	IP 20
	1 x GU10	□ WHITE	C068WL-01W	10 W	IP 20
	1 x GU10	■ MATTE GOLD	C068WL-01MG	10 W	IP 20



LAMP	NUMBER OF LAMPS	COLOR	ARTICLE	MAX W LAMPS	IP
GU10	2 x GU10	■ BLACK	C068WL-02B	10 W	IP 20
	2 x GU10	□ WHITE	C068WL-02W	10 W	IP 20
	2 x GU10	■ MATTE GOLD	C068WL-02MG	10 W	IP 20



C068WL-02MG

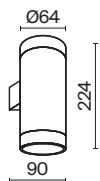


KILT

EN Metal body. Highcolor rendering index. LED light source.
 DE Metallrahmen. Hoher Farbwiedergabeindex. LED-Lichtquelle.
 IT Corpo in metallo. Alto indice di resa cromatica. Sorgente luminosa LED.
 FR Corps métallique. Fort indice de rendu de couleur. Source de lumière LED.



LEDS BRIDGELUX



SCATTERING ANGLE	CCT	COLOR	ARTICLE	POWER	LIGHT FLUX	DIMMABLE	IP
SPOT 	3K WARM	■ BLACK	C027WL-L10B	10 W	750 LM	NO	IP 20
	3K WARM	□ WHITE	C027WL-L10W	10 W	750 LM	NO	IP 20



C027WL-L10B

CRI>90 *High color rendering index allows you to maximize the interior colors.

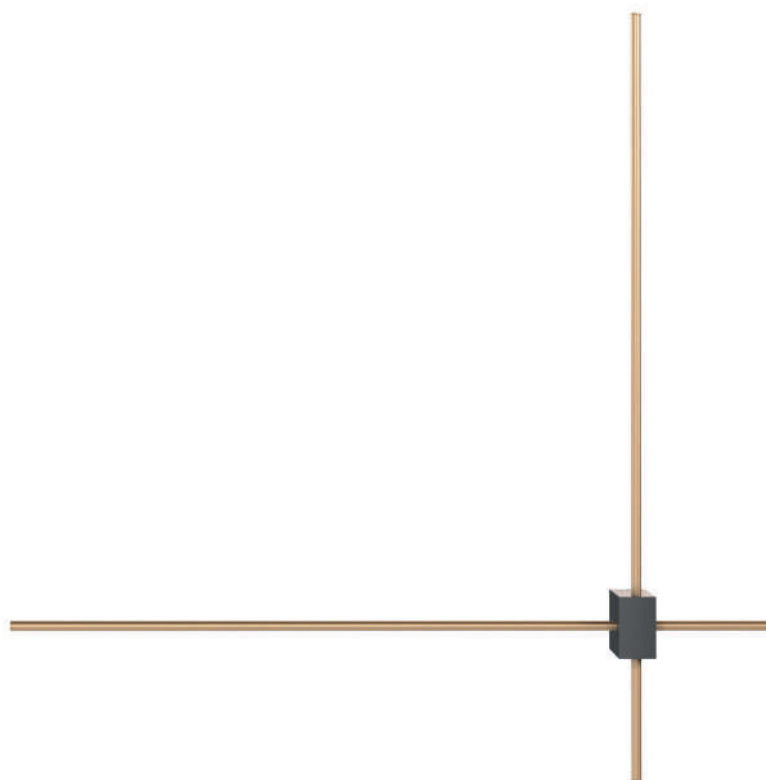
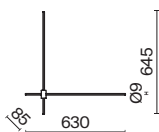


Pars

EN Metal fittings. Trendy minimalistic design. Highcolor rendering index. LED light source.
 DE Metallbeschläge. Trendiges, minimalistisches Design. Hoher Farbwiedergabeindex. LED-Lichtquelle.
 IT Corpo in metallo. Design minimalista alla moda. Alto indice di resa cromatica. Sorgente luminosa LED.
 FR Armature métallique. Design minimaliste tendance. Fort indice de rendu de couleur. Source de lumière LED.



LEDS BRIDGELUX





SCATTERING ANGLE	CCT	COLOR	ARTICLE	POWER	LIGHT FLUX	DIMMABLE	IP
WASH WIDE	3K WARM	GOLD / BLACK	C070WL-L12GB3K	12 W	1050 LM	NO	IP 20





C070WL-L12GB3K

CRI>90 *High color rendering index allows you to maximize the interior colors.





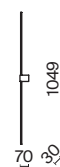
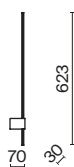


Pars

EN Metal fittings. Trendy minimalistic design. Highcolor rendering index. LED light source.
 DE Metallbeschläge. Trendiges, minimalistisches Design. Hoher Farbwiedergabeindex. LED-Lichtquelle.
 IT Corpo in metallo. Design minimalista alla moda. Alto indice di resa cromatica. Sorgente luminosa LED.
 FR Armature métallique. Design minimaliste tendance. Fort indice de rendu de couleur. Source de lumière LED.



LEDS BRIDGELUX



SCATTERING ANGLE	CCT	COLOR	ARTICLE	POWER	LIGHT FLUX	DIMMABLE	IP
WASH WIDE	3K WARM	GOLD / BLACK	C070WL-L6GB3K	6 W	500 LM	NO	IP 20



430



C070WL-L6GB3K

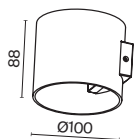
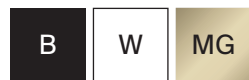
CRI>90 *High color rendering index allows you to maximize the interior colors.


SCATTERING ANGLE	CCT	COLOR	ARTICLE	POWER	LIGHT FLUX	DIMMABLE	IP
WASH WIDE	3K WARM	GOLD / BLACK	C071WL-L12GB3K	12 W	1050 LM	NO	IP 20



Rond


^{EN} Metal body. The light flux is directed up and down. Light source – G9 lamp (not included).
^{DE} Metallrahmen. Der Lichtstrom ist nach oben und nach unten gerichtet. Lichtquelle: Ein Leuchtmittel mit einer Fassung G9 (nicht im Lieferumfang enthalten).
^{IT} Corpo in metallo. Il flusso luminoso è diretto su e giù. Sorgente luminosa – Lampadina G9 (non inclusa).
^{FR} Corps métallique. Flux lumineux orienté vers le haut et le bas. Source de lumière: ampoule G9 (non comprise dans le lot).



LAMP	NUMBER OF LAMPS	COLOR	ARTICLE	MAX W LAMPS	IP
G9	1 x G9	■ BLACK	C066WL-01B	50 W	IP 20
	1 x G9	□ WHITE	C066WL-01W	50 W	IP 20
	1 x G9	■ MATTE GOLD	C066WL-01MG	50 W	IP 20



C066WL-01B



Mirax

^{EN} Metal body. Swivel mechanism for adjusting the light flux. LED light source.

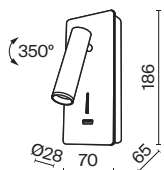
^{DE} Metallrahmen. Schwenkvorrichtung zur Einstellung des Lichtstroms. LED-Lichtquelle.






^{IT} Corpo in metallo. Meccanismo girevole per la regolazione del flusso luminoso. Sorgente luminosa LED.

^{FR} Corps métallique. Mécanisme pivotant pour le réglage du flux lumineux. Source de lumière LED.



LEDS CREE




SCATTERING ANGLE	CCT	COLOR	ARTICLE	POWER	LIGHT FLUX	DIMMABLE	IP
 MEDIUM	 WARM	 BLACK	C041WL-L3B3K	6 W	250 LM	NO	IP 20
	 WARM	 WHITE	C041WL-L3W3K	6 W	250 LM	NO	IP 20



C041WL-L3B3K

USB port for charging devices on the lamp body. (C041)

Swivel directional light source.

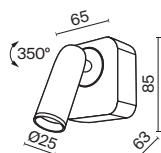


Mirax

EN Metal body. Swivel mechanism for adjusting the light flux. LED light source.
 DE Metallrahmen. Schwenkvorrichtung zur Einstellung des Lichtstroms. LED-Lichtquelle.
 IT Corpo in metallo. Meccanismo girevole per la regolazione del flusso luminoso. Sorgente luminosa LED.
 FR Corps métallique. Mécanisme pivotant pour le réglage du flux lumineux. Source de lumière LED.



LEDS CREE



SCATTERING ANGLE

CCT

COLOR

ARTICLE

POWER

LIGHT FLUX

DIMMABLE

IP

MEDIUM

3K WARM

BLACK

C039WL-L3B3K

3 W

250 LM

NO

IP 20



3K WARM

WHITE

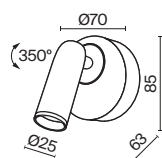
C039WL-L3W3K

3 W

250 LM

NO

IP 20



SCATTERING ANGLE

CCT

COLOR

ARTICLE

POWER

LIGHT FLUX

DIMMABLE

IP

MEDIUM

3K WARM

BLACK

C038WL-L3B3K

3 W

250 LM

NO

IP 20



3K WARM

WHITE

C038WL-L3W3K

3 W

250 LM

NO

IP 20



C039WL-L3W3K

Swivel directional light source.








los 176

^{EN} Metal body. Swivel mechanism for adjusting the light flux. Two LED light sources, combined and separate backlight mode.

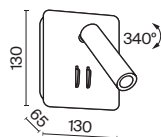
^{DE} Metallrahmen. Schwenkvorrichtung zur Einstellung des Lichtstroms. Zwei LED-Lichtquellen, gemeinsamer und getrennter Beleuchtungsmodus.

^{IT} Corpo in metallo. Meccanismo girevole per la regolazione del flusso luminoso. Due sorgenti luminose a LED, modalità di illuminazione congiunta e separata.

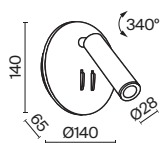
^{FR} Corps métallique. Mécanisme pivotant pour le réglage du flux lumineux. Deux sources de lumière LED, mode d'éclairage commun ou séparé.




LEDS CREE / EDISON



SCATTERING ANGLE	CCT	COLOR	ARTICLE	POWER	LIGHT FLUX	DIMMABLE	IP
MEDIUM 	WARM	BLACK	C175-WL-01-6W-B	9 W	550 LM	NO	IP 20
	WARM	WHITE	C175-WL-01-6W-W	9 W	550 LM	NO	IP 20
	WARM	MATTE GOLD	C175-WL-01-6W-MG	9 W	550 LM	NO	IP 20



SCATTERING ANGLE	CCT	COLOR	ARTICLE	POWER	LIGHT FLUX	DIMMABLE	IP
MEDIUM 	WARM	BLACK	C176-WL-01-6W-B	9 W	550 LM	NO	IP 20
	WARM	WHITE	C176-WL-01-6W-W	9 W	550 LM	NO	IP 20
	WARM	MATTE GOLD	C176-WL-01-6W-MG	9 W	550 LM	NO	IP 20



C175-WL-01-6W-MG

Two light sources – point and contour with isolated switches.

Swivel directional light source.



Comodo

^{EN} Metal body. Switches on the body. Swivel mechanism. Built-in LED light sources. Local and diffuse illumination.

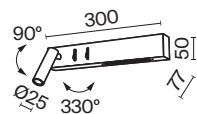
^{DE} Metallrahmen. Schalter am Rahmen. Schwenkvorrichtung. Eingebaute LED-Lichtquellen. Lokale und diffuse Beleuchtung.






^{IT} Corpo in metallo. Interruttori sul corpo. Meccanismo girevole. Sorgenti luminose a LED integrate. Illuminazione locale e diffusa.

^{FR} Corps en métal. Interrupteurs sur le corps. Mécanisme pivotant. Sources de lumière LED encastrées. Éclairage local et disséminé.



LEDS EDISON




SCATTERING ANGLE	CCT	COLOR	ARTICLE	POWER	LIGHT FLUX	DIMMABLE	IP
 36°	 WARM	 BLACK	C031WL-L8B3K	8 W	500 LM	NO	IP 20
	 WARM	 WHITE	C031WL-L8W3K	8 W	500 LM	NO	IP 20




C031WL-L8B3K

Two light sources – point and contour with isolated switches.

Swivel directional light source.







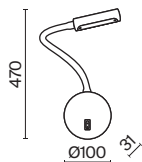
Stem

EN Metal fittings. Flexible rod for adjusting the light flux. Built-in LED light sources.
 DE Metallbeschläge. Flexibler Stab zur Einstellung des Lichtstroms. Eingebaute LED-Lichtquellen.
 IT Corpo in metallo. Asta flessibile per la regolazione del flusso luminoso. Sorgenti luminose a LED integrate.
 FR Armature métallique. Tige souple pour le réglage du flux lumineux. Sources de lumière LED encastrées.

MG



LEDS SAMSUNG



SCATTERING ANGLE	CCT	COLOR	ARTICLE	POWER	LIGHT FLUX	DIMMABLE	IP
WASH WIDE	3K WARM	MATTE GOLD	C035WL-L3MG3K	3 W	150 LM	NO	IP 20



446



C035WL-L3MG3K

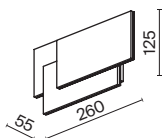
Flexible element of the lamp body for free adjustment of the position of the light source.

Trame

EN Metal body. Original geometric design. LED light source.
 DE Metallrahmen. Eigenartige Geometrie im Design. LED-Lichtquelle.
 IT Corpo in metallo. Design geometrico originale. Sorgente luminosa LED.
 FR Corps métallique. Design à géométrie originale. Source de lumière LED.




LEDS EDISON



SCATTERING ANGLE	CCT	COLOR	ARTICLE	POWER	LIGHT FLUX	DIMMABLE	IP
WASH WIDE	3K WARM	<input type="checkbox"/> WHITE	C804WL-L12W	12 W	550 LM	NO	IP 20



448



C804WL-12W

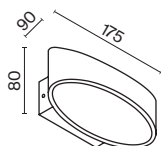



Trame

^{EN} Metal body. Original geometric design. LED light source.
^{DE} Metallrahmen. Eigenartige Geometrie im Design. LED-Lichtquelle.
^{IT} Corpo in metallo. Design geometrico originale. Sorgente luminosa LED.
^{FR} Corps métallique. Design à géométrie originale. Source de lumière LED.



LEDS OSRAM





SCATTERING ANGLE	CCT	COLOR	ARTICLE	POWER	LIGHT FLUX	DIMMABLE	IP
WASH WIDE	3K WARM	■ BLACK	C806WL-L5B	6 W	250 LM	NO	IP 20
	3K WARM	□ WHITE	C806WL-L5W	6 W	250 LM	NO	IP 20

450



C806WL-L5B C806WL-L5W







Trame

^{EN} Metal body. Original geometric design. LED light source.

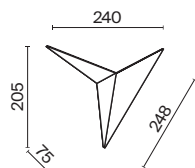
^{DE} Metallrahmen. Eigenartige Geometrie im Design. LED-Lichtquelle.


^{IT} Corpo in metallo. Design geometrico originale. Sorgente luminosa LED.


^{FR} Corps métallique. Design à géométrie originale. Source de lumière LED.




LEDS CREE



SCATTERING ANGLE	CCT	COLOR	ARTICLE	POWER	LIGHT FLUX	DIMMABLE	IP
WASH WIDE	3K WARM	■ BLACK	C808WL-L3B	3 W	100 LM	NO	IP 20
	3K WARM	 WHITE	C808WL-L3W	3 W	100 LM	NO	IP 20



C808WL-L3B C808WL-L3W



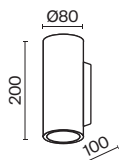
Parma

^{EN} Gypsum body. Suitable forCOLORing. The light source is a lamp with a GU10 base (not included).

^{DE} Rahmen aus Gips. Zum Färben geeignet. Lichtquelle: Ein Leuchtmittel mit einer Fassung GU10 (nicht im Lieferumfang enthalten).

^{IT} Corpo in gesso. Adatto per laCOLORazione. La sorgente luminosa è una lampadina con attacco GU10 (non inclusa).

^{FR} Corps en plâtre. Peut être peint. Source de lumière: ampoule à culot GU10 (non comprise dans le lot).



LAMP	NUMBER OF LAMPS	COLOR	ARTICLE	MAX W LAMPS	IP
GU10	2 x GU10	□ WHITE	C191-WL-02-W	5 W	IP 20





C190-WL-02-W



Maytoni
Technical

PENIDAL

Present
illuminated

POINT LIGHTS

For key and
accent lighting

Supersymmetry



Fusion of light



red**dot** award



One of the most elegant and romantic concepts of modern quantum physics is the concept of supersymmetry. It describes the relationship between two main classes of elementary particles that are capable of evolving one into the other and uniting into superpartners. This is very similar to how we switch between personal and private life, one or another need for the light around us, during our day. The simplicity of changing elementary particles inspired us to create a lamp that would also allow changing the light picture of reality - elementarily, with one movement.

The transformation is carried out with a simple movement that allows you to turn it from a general vertical source of soft diffused light into a horizontal one. And now this is a technological source of directional functional light for work, creativity and close communication. The kinetic effect of the magnetic connection of symmetrical parts allows you to approach the change in space and feel it with your own hands.

Carefully engineered design with magnetic elements and a cable attachment system ensures a stable level of attachment height in both horizontal and vertical configurations. During prototyping and development, the luminaire concept received all major international design awards: Red Dot Awards - Design Concept, LIT lighting design Awards, IF Awards, A'design Awards, Good Design Awards, IDA Awards, EPDA Awards, Muse Design Awards, LICC Awards, SIT Awards, ADD Awards.



Supersymmetry














P096PL-L11BK

Pendant light

BASE

GU10	FOCUS	466	SHALBY	468	ARROW	490	NEVIL	492
								

LIPARI 494



BASE

E27	PESO	498
		

LED

S BASIS 478



M FOCUS LED 470



WW POINTS 478



STEP 480



STEP 484



ORLO 496



F LUNA 472



LUNA 474



RAY 486



RAY 498



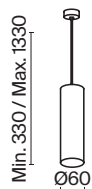
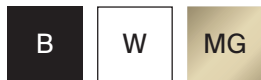
Focus


^{EN} Metal body. The light source is a lamp with a GU10 base (not included).

^{DE} Metallrahmen. Lichtquelle: Ein Leuchtmittel mit einer Fassung GU10 (nicht im Lieferumfang enthalten).

^{IT} Corpo in metallo. La sorgente luminosa è una lampadina con attacco GU10 (non inclusa).


^{FR} Corps métallique. Source de lumière: ampoule à culot GU10 (non comprise dans le lot).



LAMP	NUMBER OF LAMPS	COLOR	ARTICLE	MAX W LAMPS	IP
GU10	1x GU10	■ BLACK	P075PL-01B	50 W	IP 20
	1x GU10	□ WHITE	P075PL-01W	50 W	IP 20
	1x GU10	■ MATTE GOLD	P075PL-01MG	50 W	IP 20




P075PL-01B



Shelby

EN Metal body. Adjustable height. The light source is a lamp with a GU10 base (not included).
 DE Metallrahmen. Einstellbare Höhe. Lichtquelle: Ein Leuchtmittel mit einer Fassung GU10 (nicht im Lieferumfang enthalten).
 IT Corpo in metallo. Altezza regolabile. La sorgente luminosa è una lampadina con attacco GU10 (non inclusa).
 FR Corps métallique. Hauteur réglable. Source de lumière: ampoule à culot GU10 (non comprise dans le lot).



LAMP	NUMBER OF LAMPS	COLOR	ARTICLE	MAX W LAMPS	IP
GU10	1 x GU10	■ BLACK	P020PL-01B	50 W	IP20
	1 x GU10	■ MATTE GOLD	P020PL-01MG	50 W	IP20



P020PL-01B


Focus LED

EN Metal fittings. The built-in LED light source is recessed into the body.
 DE Metallbeschläge. Die im Rahmen versenkte eingebaute LED-Lichquelle.
 IT Raccordi in metallo. La sorgente luminosa a LED integrata è incassata nel corpo.
 FR Armature en métal. Source de lumière LED intégrée encastrée dans le corps.



LEDS EPISTAR



SCATTERING ANGLE	CCT	COLOR	ARTICLE	POWER	LIGHT FLUX	DIMMABLE	IP
	3K WARM	■ BLACK	P072PL-L12B3K	12 W	1100 LM	NO	IP 20
	3K WARM	□ WHITE	P072PL-L12W3K	12 W	1180 LM	NO	IP 20
	4K DAY	■ BLACK	P072PL-L12B4K	12 W	1250 LM	NO	IP 20
	4K DAY	□ WHITE	P072PL-L12W4K	12 W	1290 LM	NO	IP 20

470



P072PL-L12W3K

Luna

^{EN} Metal fittings. MATTE white acrylic dome lamp. Wide scattering angle is 360°. Types of fastening - attachable and under putty. LED light source.

^{DE} Metallbeschläge. Kugelförmiger Lampenschirm aus weißem matten Acryl. Breiter Lichtstreuwinkel 360°. Arten der Befestigung: Aufsatzbefestigung und Unterputzbefestigung. LED-Lichtquelle.

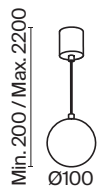
^{IT} Corpo in metallo. Plafoniera sferica in acrilico bianco opaco. Ampio angolo di diffusione di 360°. Tipi di fissaggio - sovrapposto e sotto stucco. Sorgente luminosa LED.

^{FR} Armature métallique. Globe sphérique en acrylique blanc mat. Grand angle de diffusion de 360°. Types de fixation: en saillie ou sur plâtre. Source de lumière LED.

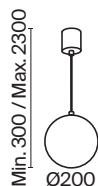
B



LEDS EPISTAR



SCATTERING ANGLE	CCT	COLOR	ARTICLE	POWER	LIGHT FLUX	DIMMABLE	IP
	WARM	BLACK	P039PL-5W3K-10-B	5 W	300 LM	NO	IP20
	DAY	BLACK	P039PL-5W4K-10-B	5 W	330 LM	NO	IP20




SCATTERING ANGLE	CCT	COLOR	ARTICLE	POWER	LIGHT FLUX	DIMMABLE	IP
	WARM	BLACK	P039PL-5W3K-20-B	5 W	310 LM	NO	IP20
	DAY	BLACK	P039PL-5W4K-20-B	5 W	350 LM	NO	IP20



P039PL-5W4K-20-B

Removable decorative ceiling bowl.

The maximum cable length is up to 2 meters.



Luna

^{EN} Metal fittings. MATTE white acrylic dome lamp. Wide scattering angle is 360°. Types of fastening - attachable and under putty. LED light source.

^{DE} Metallbeschläge. Kugelförmiger Lampenschirm aus weißem matten Acryl. Breiter Lichtstreuwinkel 360°. Arten der Befestigung: Aufsatzbefestigung und Unterputzbefestigung. LED-Lichtquelle.

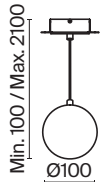
^{IT} Corpo in metallo. Plafoniera sferica in acrilico bianco opaco. Ampio angolo di diffusione di 360°. Tipi di fissaggio - sovrapposto e sotto stucco. Sorgente luminosa LED.

^{FR} Armature métallique. Globe sphérique en acrylique blanc mat. Grand angle de diffusion de 360°. Types de fixation: en saillie ou sur plâtre. Source de lumière LED.

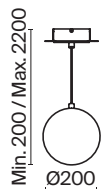
B



LEDS EPISTAR



SCATTERING ANGLE	CCT	COLOR	ARTICLE	POWER	LIGHT FLUX	DIMMABLE	IP
	WARM	BLACK	P039PL-5W3K-10INS-B	5 W	300 LM	NO	IP20
	DAY	BLACK	P039PL-5W4K-10INS-B	5 W	330 LM	NO	IP20



SCATTERING ANGLE	CCT	COLOR	ARTICLE	POWER	LIGHT FLUX	DIMMABLE	IP
	WARM	BLACK	P039PL-5W3K-20INS-B	5 W	310 LM	NO	IP20
	DAY	BLACK	P039PL-5W4K-20INS-B	5 W	350 LM	NO	IP20



P039PL-5W3K-20INS-B

Putty installation.

The maximum cable length is up to 2 meters.



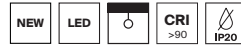
Basis

^{EN} Metal body. Diffused (matte diffuser) light. Pendant and surface mounting. Adjustable height. LED light source.

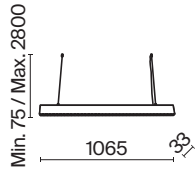
^{DE} Metallrahmen. Gestreutes (matter Diffusor) Licht. Aufgehängte und aufgesetzte Montage. Einstellbare Höhe. LED-Lichtquelle.






^{IT} Corpo in metallo. Diffusa (diffusore satinato). Montaggio a sospensione e a superficie. Altezza regolabile. Sorgente luminosa LED.

^{FR} Corps métallique. Disséminée (diffuseur mat). Pose suspendue ou en saillie. Hauteur réglable. Source de lumière LED.




LEDS OSRAM



SCATTERING ANGLE	CCT	COLOR	ARTICLE	POWER	LIGHT FLUX	DIMMABLE	IP
s 	 DAY	 BLACK	P050PL-L40B4K	40 W	3400 LM	NO	IP 20
	 DAY	 WHITE	P050PL-L40W4K	40 W	3400 LM	NO	IP 20

476



P050PL-L40B4K

Recessed light source with lensed optics.



Points

^{EN} Metal body. Key-light (built-in lenses). Pendant and surface mounting. Adjustable height. LED light source.


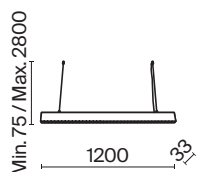
^{DE} Metallrahmen. Gerichtetes (eingebaute Linsen). Aufgehängte und aufgesetzte Montage. Einstellbare Höhe. LED-Lichtquelle.

^{IT} Corpo in metallo. Luce direzionale (lenti incorporate). Montaggio a sospensione e a superficie. Altezza regolabile. Sorgente luminosa LED.

^{FR} Corps métallique. Lumière orientée (lentilles intégrées) et disséminée (diffuseur mat). Pose suspendue ou en saillie. Hauteur réglable. Source de lumière LED.



LEDS OSRAM



SCATTERING ANGLE	CCT	COLOR	ARTICLE	POWER	LIGHT FLUX	DIMMABLE	IP
 110°	4K DAY	BLACK	P051PL-L40B4K	40 W	2400 LM	NO	IP 20
	4K DAY	WHITE	P051PL-L40W4K	40 W	3040 LM	NO	IP 20



P051PL-L40B4K

Acrylic diffuser.



Step

^{EN} Aluminium case. Wide scattering angle is 120°. Two light sources for key-light and reflected backlight. The light source is SMD LEDs.

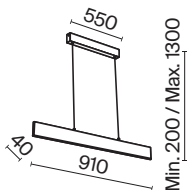
^{DE} Rahmen aus Aluminium. Breiter Lichtstreuwinkel 120°. Zwei Lichtquellen für gerichtete und reflektierte Beleuchtung. Lichtquelle: SMD-LEDs.


^{IT} Corpo in alluminio. Ampio angolo di diffusione 120°. Due sorgenti luminose per illuminazione direzionale e indiretta. La sorgente luminosa è LED SMD.

^{FR} Corps en aluminium. Grand angle de diffusion de 120°. Deux sources de lumière pour un éclairage orienté et de réflexion. Source de lumière: LED SMD.



LEDS SANAN



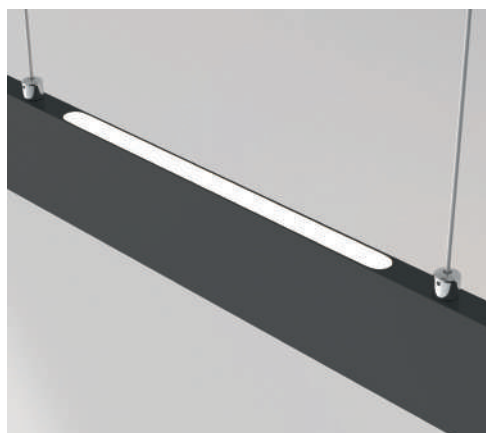

SCATTERING ANGLE	CCT	COLOR	ARTICLE	POWER	LIGHT FLUX	DIMMABLE	IP
 120°	3K WARM	■ BLACK	P010PL-L23B	23 W	800 LM	NO	IP 20
	3K WARM	□ WHITE	P010PL-L23W	23 W	1500 LM	NO	IP 20
	3K WARM	■ GOLD	P010PL-L23G3K	23 W	1100 LM	NO	IP 20
	4K DAY	■ BLACK	P010PL-L23B4K	23 W	800 LM	NO	IP 20
	4K DAY	□ WHITE	P010PL-L23W4K	23 W	1600 LM	NO	IP 20
	4K DAY	■ GOLD	P010PL-L23G4K	23 W	1200 LM	NO	IP 20

480



P010PL-L23G3K

Two light sources – point and contour.






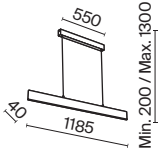


Step

^{EN} Aluminium case. Wide scattering angle is 120°. Two light sources for key-light and reflected backlight. The light source is SMD LEDs.
^{DE} Rahmen aus Aluminium. Breiter Lichtstreuwinkel 120°. Zwei Lichtquellen für gerichtete und reflektierte Beleuchtung. Lichtquelle: SMD-LEDs.
^{IT} Corpo in alluminio. Ampio angolo di diffusione 120°. Due sorgenti luminose per illuminazione direzionale e indiretta. La sorgente luminosa è LED SMD.
^{FR} Corps en aluminium. Grand angle de diffusion de 120°. Deux sources de lumière pour un éclairage orienté et de réflexion. Source de lumière: LED SMD.



LEDS SANAN




SCATTERING ANGLE	CCT	COLOR	ARTICLE	POWER	LIGHT FLUX	DIMMABLE	IP
WASH WIDE 	3K WARM	BLACK	P010PL-L30B	30 W	900 LM	NO	IP 20
	3K WARM	WHITE	P010PL-L30W	30 W	2000 LM	NO	IP 20
	3K WARM	GOLD	P010PL-L30G3K	30 W	1400 LM	NO	IP 20
	4K DAY	BLACK	P010PL-L30B4K	30 W	900 LM	NO	IP 20
	4K DAY	WHITE	P010PL-L30W4K	30 W	2000 LM	NO	IP 20
	4K DAY	GOLD	P010PL-L30G4K	30 W	1400 LM	NO	IP 20



P010PL-L30B

Two light sources – point and contour.




Ray

^{EN} Fittings material - aluminum. Wide scattering angle is 360°. Adjustable height. Color temperature is 3000K. The LED light source is covered with MATTE acrylic.

^{DE} Material der Beschläge: Aluminium. Breiter Lichtstreuwinkel 360°. Einstellbare Höhe. Farbtemperatur 3000K. LED-Lichtquelle, vom matten Acryl abgedeckt.

^{IT} Materiale dell'armatura - alluminio. Ampio angolo di diffusione di 360°. Altezza regolabile. Temperatura di COLORe 3000K. La sorgente luminosa a LED è ricoperta di acrilico satinato.

^{FR} Matériau de l'armature: aluminium. Grand angle de diffusion de 360°. Hauteur réglable. Température de couleur de 3 000 K. Source de lumière LED dissimulée par un acrylique mat.



LEDS SANAN

Min. 1500 / Max. 2130
Ø30



SCATTERING ANGLE	CCT	COLOR	ARTICLE	POWER	LIGHT FLUX	DIMMABLE	IP
	WARM	BLACK	P022PL-L10B	10 W	1000 LM	NO	IP 20
	WARM	WHITE	P022PL-L10W	10 W	1000 LM	NO	IP 20
	WARM	MATTE GOLD	P022PL-L10MG3K	10 W	1000 LM	NO	IP 20



P022PL-L10W

Ray

^{EN} Fittings material - aluminum. Wide scattering angle is 360°. Adjustable height. Color temperature is 3000K. The LED light source is covered with MATTE acrylic.

^{DE} Material der Beschläge: Aluminium. Breiter Lichtstreuwinkel 360°. Einstellbare Höhe. Farbtemperatur 3000K. LED-Lichtquelle, vom matten Acryl abgedeckt.

^{IT} Materiale dell'armatura - alluminio. Ampio angolo di diffusione di 360°. Altezza regolabile. Temperatura di COLORE 3000K. La sorgente luminosa a LED è ricoperta di acrilico satinato.

^{FR} Matériau de l'armature: aluminium. Grand angle de diffusion de 360°. Hauteur réglable. Température de couleur de 3 000 K. Source de lumière LED dissimulée par un acrylique mat.



LEDS SANAN

Min. 1500 / Max. 2580
 Ø30



SCATTERING ANGLE	CCT	COLOR	ARTICLE	POWER	LIGHT FLUX	DIMMABLE	IP
	3K WARM	■ BLACK	P022PL-L20B3K	20 W	2600 LM	NO	IP 20
	3K WARM	□ WHITE	P022PL-L20W3K	20 W	2600 LM	NO	IP 20
	3K WARM	■ MATTE GOLD	P022PL-L20G3K	20 W	2600 LM	NO	IP 20



P022PL-L10W P022PL-L20W3K




Arrow

^{EN} Metal body. Minimalistic design. Adjustable height. The light source is a lamp with a GU10 base (not included).

^{DE} Metallrahmen. Minimalistisches Design. Einstellbare Höhe. Lichtquelle: Ein Leuchtmittel mit einer Fassung GU10 (nicht im Lieferumfang enthalten).


^{IT} Corpo in metallo. Design minimalista. Altezza regolabile. La sorgente luminosa è una lampadina con attacco GU10 (non inclusa).

^{FR} Corps en métal. Design minimaliste. Hauteur réglable. Source de lumière: ampoule à culot GU10 (non comprise dans le lot).




Min. 920 / Max. 1800
 Ø75



LAMP	NUMBER OF LAMPS	COLOR	ARTICLE	MAX W LAMPS	IP
GU10	1x GU10	■ BLACK	P064PL-01B	40 W	IP 20
	1x GU10	□ WHITE	P064PL-01W	40 W	IP 20
	1x GU10	■ GOLD	P064PL-01G	40 W	IP 20



P064PL-01B P064PL-01W P064PL-01G



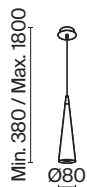
Nevill


^{EN} Metal body. Visual comfort due to recessed lamp. The light source is a lamp with a GU10 base (not included).

^{DE} Metallrahmen. Die versenkte Lichtquelle sorgt für Sehkomfort. Lichtquelle: Ein Leuchtmittel mit einer Fassung GU10 (nicht im Lieferumfang enthalten).

^{IT} Corpo in metallo. Comfort visivo grazie alla lampada da incasso. La sorgente luminosa è una lampadina con attacco GU10 (non inclusa).

^{FR} Corps métallique. Confort visuel grâce à l'ampoule encastrée. Source de lumière: ampoule à culot GU10 (non comprise dans le lot).



LAMP	NUMBER OF LAMPS	COLOR	ARTICLE	MAX W LAMPS	IP
GU10	1 x GU10	■ BLACK	P318PL-01B	40 W	IP 20
	1 x GU10	□ WHITE	P318-PL-01-W	40 W	IP 20



P318-PL-01-N



Lipari


^{EN} Metal body with an oblique cut of the dome lamp. The light source is a lamp with a GU10 base (not included).

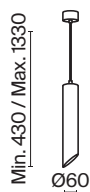
^{DE} Metallrahmen mit einem schrägen Schnitt des Lampenschirms. Lichtquelle: Ein Leuchtmittel mit einer Fassung GU10 (nicht im Lieferumfang enthalten).


^{IT} Corpo in metallo con taglio obliquo della plafoniera. La sorgente luminosa è una lampadina con attacco GU10 (non inclusa).

^{FR} Corps métallique à coupe oblique du globe. Source de lumière: ampoule à culot GU10 (non comprise dans le lot).




LAMP	NUMBER OF LAMPS	COLOR	ARTICLE	MAX W LAMPS	IP
GU10	1 x GU10	BLACK / MATTE GOLD	P044PL-01-30GU10-B	35 W	IP 20
	1 x GU10	WHITE / MATTE GOLD	P044PL-01-30GU10-W	35 W	IP 20



LAMP	NUMBER OF LAMPS	COLOR	ARTICLE	MAX W LAMPS	IP
GU10	1 x GU10	BLACK / MATTE GOLD	P044PL-01-40GU10-B	35 W	IP 20
	1 x GU10	WHITE / MATTE GOLD	P044PL-01-40GU10-W	35 W	IP 20



P044PL-01-30GU10-B



Orlo






^{EN} Metal body. Wide scattering angle is 120°. Decorative light ring. LED light source.
^{DE} Metallrahmen. Breiter Lichtstreuwinkel 120°. Dekorativer Lichtring. LED-Lichtquelle.
^{IT} Corpo in metallo. Ampio angolo di diffusione 120°. Anello luminoso decorativo. Sorgente luminosa LED.
^{FR} Corps en métal. Grand angle de diffusion de 120°. Anneau lumineux décoratifs. Source de lumière LED.



LEDS SANAN



Min. 340 / Max. 1200
 Ø79



SCATTERING ANGLE	CCT	COLOR	ARTICLE	POWER	LIGHT FLUX	DIMMABLE	IP
 120°	 DAY	 BLACK	P085PL-12W4K-B	12 W	560 LM	NO	IP 20
	 DAY	 WHITE	P085PL-12W4K-W	12 W	560 LM	NO	IP 20



P085PL-12W3K-B



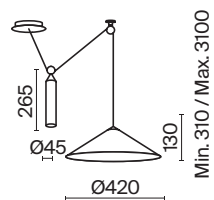
Peso


^{EN} Metal body. The light source is a lamp with a E27 base (not included).

^{DE} Metallrahmen. Lichtquelle: Ein Leuchtmittel mit einer Fassung E27 (nicht im Lieferumfang enthalten).

^{IT} Corpo in metallo. La sorgente luminosa è una lampadina con attacco E27 (non inclusa).

^{FR} Corps métallique. Source de lumière: ampoule à culot GU10 (non comprise dans le lot).



LAMP	NUMBER OF LAMPS	COLOR	ARTICLE	MAX W LAMPS	IP
E27	1 x E27	■ BLACK	P080PL-01B	60 W	IP 20
	1 x E27	□ WHITE	P080PL-01W	60 W	IP 20



P022PL-L10W

Alphabetical index

DOWNLIGHTS

311	DL003-01-W	323	DL034-L12W4K-B
311	DL003-02-W	323	DL034-L12W4K-D-B
324	DL008-2-01-B	323	DL034-L12W4K-D-W
324	DL008-2-01-W	323	DL034-L12W4K-W
324	DL008-2-02-B	340	DL038-2-L7B4K
324	DL008-2-02-W	340	DL038-2-L7W4K
334	DL015-6-L7W	312	DL042-01B
334	DL016-6-L12W	316	DL042-01-SQ-B
302	DL023-2-01B	316	DL042-01-SQ-W
302	DL023-2-01W	312	DL042-01W
304	DL024-2-01B	292	DL043-01-10W3K-D-RD-W
304	DL024-2-01W	292	DL043-01-10W3K-D-RD-WB
305	DL024-2-02B	296	DL043-01-10W3K-D-SQ-W
305	DL024-2-02W	296	DL043-01-10W3K-D-SQ-WB
310	DL024-2-03B	292	DL043-01-10W3K-RD-W
310	DL024-2-03W	292	DL043-01-10W3K-RD-WB
302	DL025-2-01B	296	DL043-01-10W3K-SQ-W
302	DL025-2-01W	296	DL043-01-10W3K-SQ-WB
326	DL027-2-01B	292	DL043-01-10W4K-D-RD-W
326	DL027-2-01-MG	292	DL043-01-10W4K-D-RD-WB
326	DL027-2-01-S	296	DL043-01-10W4K-D-SQ-W
326	DL027-2-01W	296	DL043-01-10W4K-D-SQ-WB
314	DL028-2-01B	292	DL043-01-10W4K-RD-W
314	DL028-2-01W	292	DL043-01-10W4K-RD-WB
314	DL029-2-01B	296	DL043-01-10W4K-SQ-W
314	DL029-2-01W	296	DL043-01-10W4K-SQ-WB
316	DL029-2-02B	293	DL043-01-15W3K-D-RD-W
316	DL029-2-02W	293	DL043-01-15W3K-D-RD-WB
336	DL030-2-01B	297	DL043-01-15W3K-D-SQ-W
336	DL030-2-01W	297	DL043-01-15W3K-D-SQ-WB
337	DL031-2-L12B	293	DL043-01-15W3K-RD-W
337	DL031-2-L12W	293	DL043-01-15W3K-RD-WB
337	DL031-L12W3K-D-B	297	DL043-01-15W3K-SQ-W
337	DL031-L12W3K-D-W	297	DL043-01-15W3K-SQ-WB
337	DL031-L12W4K-B	293	DL043-01-15W4K-D-RD-W
337	DL031-L12W4K-D-B	293	DL043-01-15W4K-D-RD-WB
337	DL031-L12W4K-D-W	297	DL043-01-15W4K-D-SQ-W
337	DL031-L12W4K-W	297	DL043-01-15W4K-D-SQ-WB
318	DL032-2-01B	293	DL043-01-15W4K-RD-W
318	DL032-2-01W	293	DL043-01-15W4K-RD-WB
320	DL033-2-01B	297	DL043-01-15W4K-SQ-W
320	DL033-2-01W	297	DL043-01-15W4K-SQ-WB
320	DL033-2-02B	298	DL043-02-10W3K-D-SQ-W
320	DL033-2-02W	298	DL043-02-10W3K-D-SQ-WB
322	DL034-01-06W3K-B	298	DL043-02-10W3K-SQ-W
322	DL034-01-06W3K-D-B	298	DL043-02-10W3K-SQ-WB
322	DL034-01-06W3K-D-W	298	DL043-02-10W4K-D-SQ-W
322	DL034-01-06W3K-W	298	DL043-02-10W4K-D-SQ-WB
322	DL034-01-06W4K-B	298	DL043-02-10W4K-SQ-W
322	DL034-01-06W4K-D-B	298	DL043-02-10W4K-SQ-WB
322	DL034-01-06W4K-D-W	299	DL043-02-15W3K-D-SQ-W
322	DL034-01-06W4K-W	299	DL043-02-15W3K-D-SQ-WB
323	DL034-2-L12B	299	DL043-02-15W3K-SQ-W
323	DL034-2-L12W	299	DL043-02-15W3K-SQ-WB
323	DL034-L12W3K-D-B	299	DL043-02-15W4K-D-SQ-W
323	DL034-L12W3K-D-W	299	DL043-02-15W4K-D-SQ-WB

299	DL043-02-15W4K-SQ-W
299	DL043-02-15W4K-SQ-WB
342	DL044-01-GU10-B
342	DL044-01-GU10-W
284	DL049-01B
284	DL049-01GB
284	DL049-01W
284	DL049-01WG
285	DL050-01B
285	DL050-01GB
285	DL050-01W
285	DL050-01WG
288	DL051-01-GU10-RD-W
288	DL051-01-GU10-RD-WB
288	DL051-01-GU10-RD-WMG
288	DL051-01-GU10-RD-WS
289	DL051-01-GU10-SQ-W
289	DL051-01-GU10-SQ-WB
289	DL051-01-GU10-SQ-WMG
289	DL051-01-GU10-SQ-WS
287	DL051-U-2W
287	DL051-U-2WB
287	DL051-U-2WMG
286	DL053-01B
286	DL053-01BMG
286	DL053-01W
286	DL053-01WB
286	DL053-01WMG
344	DL053-12W3K-W
344	DL053-12W4K-W
344	DL053-18W3K-W
344	DL053-18W4K-W
346	DL053-24W3K-W
346	DL053-24W4K-W
347	DL054-12W3K-W
347	DL054-12W4K-W
348	DL054-18W3K-W
348	DL054-18W4K-W
349	DL054-24W3K-W
349	DL054-24W4K-W
300	DL083-01-GU10-RD-B
300	DL083-01-GU10-RD-S
300	DL083-01-GU10-RD-W
300	DL083-01-GU10-SQ-B
300	DL083-01-GU10-SQ-S
300	DL083-01-GU10-SQ-W
328	DL086-GX53-RD-B
328	DL086-GX53-RD-BG
328	DL086-GX53-RD-W
330	DL086-GX53-SQ-B
330	DL086-GX53-SQ-BG
330	DL086-GX53-SQ-W
332	DL2001-L12W
332	DL303-L12B

Alphabetical index

CEILING

410	C009CW-L12B	370	C034CL-01B
410	C009CW-L12B4K	370	C034CL-01G
410	C009CW-L12W	370	C034CL-01W
410	C009CW-L12W4K	392	C044CL-01-15GU10-B
410	C009CW-L16B	392	C044CL-01-15GU10-W
410	C009CW-L16B4K	392	C044CL-01-25GU10-B
410	C009CW-L16W	392	C044CL-01-25GU10-W
410	C009CW-L16W4K	369	C048CL-U-1B
360	C010CL-01B	369	C048CL-U-1BMG
360	C010CL-01CH	369	C048CL-U-1BS
360	C010CL-01MG	369	C048CL-U-1W
360	C010CL-01W	369	C048CL-U-1WMG
386	C012CL-01B	369	C048CL-U-1WS
386	C012CL-01W	368	C050CL-U-1B
386	C013CL-02B	368	C050CL-U-1MG
386	C013CL-02W	368	C050CL-U-1S
388	C014CL-01B	368	C050CL-U-1W
388	C014CL-01W	362	C051CL-01B
388	C015CL-02B	362	C051CL-01BS
388	C015CL-02W	362	C051CL-01G
390	C016CL-01B	362	C051CL-01MG
390	C016CL-01W	362	C051CL-01W
390	C017CL-02B	366	C051CL-U-02BMG
390	C017CL-02W	366	C051CL-U-02BS
356	C017CW-01B	366	C051CL-U-2B
356	C017CW-01MG	366	C051CL-U-2W
356	C017CW-01W	366	C051CL-U-2WMG
356	C018CL-01B	366	C051CL-U-2WS
356	C018CL-01MG	364	C052CL-01B
356	C018CL-01W	364	C052CL-01BS
378	C020CL-01B	364	C052CL-01MG
378	C020CL-01GB	364	C052CL-01W
378	C020CL-01W	372	C055CL-L12B3K-W-B
376	C021CL-02B	372	C055CL-L12B3K-W-D-B
376	C021CL-02W	372	C055CL-L12B4K-W-B
406	C024CL-L12B3K	372	C055CL-L12B4K-W-D-B
406	C024CL-L12B4K	372	C055CL-L12W3K-W-D-W
406	C024CL-L12W3K	372	C055CL-L12W3K-W-W
406	C024CL-L12W4K	372	C055CL-L12W4K-W-D-W
406	C024CL-L18B	372	C055CL-L12W4K-W-W
406	C024CL-L18B4K	374	C056CL-L12B3K-W-B
406	C024CL-L18W	374	C056CL-L12B3K-W-D-B
406	C024CL-L18W4K	374	C056CL-L12B4K-W-B
408	C027CL-L10B	374	C056CL-L12B4K-W-D-B
408	C027CL-L10B4K	374	C056CL-L12W3K-W-D-W
408	C027CL-L10W	374	C056CL-L12W3K-W-W
408	C027CL-L10W4K	374	C056CL-L12W4K-W-D-W
382	C029CL-01B	374	C056CL-L12W4K-W-W
382	C029CL-01-S-B	404	C062CL-L12B3K
382	C029CL-01-S-W	404	C062CL-L12B4K
382	C029CL-01W	404	C062CL-L12W3K
384	C030CL-01B	404	C062CL-L12W4K
384	C030CL-01W	404	C063CL-L12B3K

404	C063CL-L12B4K
404	C063CL-L12W3K
404	C063CL-L12W4K
402	C064CL-01-15W3K-D-RD-B
402	C064CL-01-15W3K-D-RD-WB
402	C064CL-01-15W3K-RD-B
402	C064CL-01-15W3K-RD-WB
402	C064CL-01-15W4K-D-RD-B
402	C064CL-01-15W4K-D-RD-WB
402	C064CL-01-15W4K-RD-B
402	C064CL-01-15W4K-RD-WB
403	C064CL-01-25W3K-D-RD-B
403	C064CL-01-25W3K-D-RD-WB
403	C064CL-01-25W3K-RD-B
403	C064CL-01-25W3K-RD-WB
403	C064CL-01-25W4K-D-RD-B
403	C064CL-01-25W4K-D-RD-WB
403	C064CL-01-25W4K-RD-B
403	C064CL-01-25W4K-RD-WB
399	C064CL-L12B3K
399	C064CL-L12B3K-D
399	C064CL-L12B4K
399	C064CL-L12B4K-D
399	C064CL-L12W3K
399	C064CL-L12W3K-D
399	C064CL-L12W4K
399	C064CL-L12W4K-D
398	C065CL-L12B3K
398	C065CL-L12B3K-D
398	C065CL-L12B4K
398	C065CL-L12B4K-D
398	C065CL-L12W3K
398	C065CL-L12W3K-D
398	C065CL-L12W4K
398	C065CL-L12W4K-D
412	C084CL-15W3K-B
412	C084CL-15W3K-D-B
412	C084CL-15W3K-D-W
412	C084CL-15W3K-W
412	C084CL-15W4K-B
412	C084CL-15W4K-D-B
412	C084CL-15W4K-D-W
412	C084CL-15W4K-W
394	C085CL-9W3K-B
394	C085CL-9W3K-W
394	C085CL-9W4K-B
394	C085CL-9W4K-W
396	C086CL-GX53-SRD-B
396	C086CL-GX53-SRD-BG
396	C086CL-GX53-SRD-W
396	C086CM-GX53-MRD-B
396	C086CM-GX53-MRD-BG
396	C086CM-GX53-MRD-W

Alphabetical index

WALL

424 C027WL-L10B
 424 C027WL-L10W
 442 C031WL-L8B3K
 442 C031WL-L8W3K
 446 C035WL-L3MG3K
 436 C038WL-L3B3K
 436 C038WL-L3W3K
 436 C039WL-L3B3K
 436 C039WL-L3W3K
 434 C041WL-L3B3K
 434 C041WL-L3W3K
 432 C066WL-01B
 432 C066WL-01MG
 432 C066WL-01W
 422 C068WL-01B
 422 C068WL-01MG
 422 C068WL-01W
 422 C068WL-02B
 422 C068WL-02MG
 422 C068WL-02W
 418 C069WL-02B
 418 C069WL-02MG
 418 C069WL-02W
 426 C070WL-L12GB3K
 430 C070WL-L6GB3K
 431 C071WL-L12GB3K
 440 C175-WL-01-6W-B
 440 C175-WL-01-6W-MG
 440 C175-WL-01-6W-W
 440 C176-WL-01-6W-B
 440 C176-WL-01-6W-MG
 440 C176-WL-01-6W-W
 456 C191-WL-02-W
 448 C804WL-L12W
 450 C806WL-L5B
 450 C806WL-L5W
 454 C808WL-L3B
 454 C808WL-L3W

LIGHT MODULES RIM

246 MOD058CL-L25B3K
 246 MOD058CL-L25B4K
 246 MOD058CL-L25BS3K
 246 MOD058CL-L25BS4K
 247 MOD058CL-L35B3K
 247 MOD058CL-L35B4K
 247 MOD058CL-L35BS3K
 247 MOD058CL-L35BS4K
 258 MOD058PL-L100B3K
 258 MOD058PL-L100B4K
 258 MOD058PL-L100BS3K
 258 MOD058PL-L100BS4K
 250 MOD058PL-L22B3K
 250 MOD058PL-L22BS3K
 251 MOD058PL-L32B3K
 251 MOD058PL-L32B4K
 251 MOD058PL-L32BS3K
 251 MOD058PL-L32BS4K
 252 MOD058PL-L42B3K
 252 MOD058PL-L42B4K
 252 MOD058PL-L42BS3K
 252 MOD058PL-L42BS4K
 253 MOD058PL-L54B3K
 253 MOD058PL-L54BS3K
 256 MOD058PL-L55B3K
 253 MOD058PL-L65B3K
 253 MOD058PL-L65BS3K
 257 MOD058PL-L74B3K
 257 MOD058PL-L74B4K
 257 MOD058PL-L74BS3K
 257 MOD058PL-L74BS4K
 242 MOD058WL-L25B3K
 242 MOD058WL-L25BS3K
 243 MOD058WL-L35B3K
 243 MOD058WL-L35BS3K
 243 MOD058WL-L50B3K
 243 MOD058WL-L50BS3K

**LIGHT MODULES
ZON**

**FLEXIBLE NEON
TAU**

PENDANT

228 C032CL-L12B4K
 228 C032CL-L12W4K
 229 C032CL-L32B4K
 229 C032CL-L32W4K
 232 C032CL-L43B4K
 232 C032CL-L43W4K
 233 C032CL-L48B4K
 233 C032CL-L48W4K
 233 C032CL-L96B4K
 233 C032CL-L96W4K

268 MOD166FL-L15B3K
 265 MOD166PL-L20G3K
 264 MOD166PL-L30G3K
 266 MOD166PL-L30GB3K
 270 MOD146PL-L40G3K
 270 MOD146PL-L40B3K
 272 MOD166WL-L12G3K

480 P010PL-L23B
 480 P010PL-L23B4K
 480 P010PL-L23G3K
 480 P010PL-L23G4K
 480 P010PL-L23W
 480 P010PL-L23W4K
 484 P010PL-L30B
 484 P010PL-L30B4K
 484 P010PL-L30G3K
 484 P010PL-L30G4K
 484 P010PL-L30W
 484 P010PL-L30W4K
 468 P020PL-01B
 468 P020PL-01MG
 486 P022PL-L10B
 486 P022PL-L10MG3K
 486 P022PL-L10W
 488 P022PL-L20B3K
 488 P022PL-L20G3K
 488 P022PL-L20W3K
 472 P039PL-5W3K-10-B
 474 P039PL-5W3K-10INS-B
 472 P039PL-5W3K-20-B
 474 P039PL-5W3K-20INS-B
 472 P039PL-5W4K-10-B
 474 P039PL-5W4K-10INS-B
 472 P039PL-5W4K-20-B
 474 P039PL-5W4K-20INS-B
 494 P044PL-01-30GU10-B
 494 P044PL-01-30GU10-W
 494 P044PL-01-40GU10-B
 494 P044PL-01-40GU10-W
 476 P050PL-L40B4K
 476 P050PL-L40W4K
 478 P051PL-L40B4K
 478 P051PL-L40W4K
 490 P064PL-01B
 490 P064PL-01G
 490 P064PL-01W
 470 P072PL-L12B3K
 470 P072PL-L12B4K
 470 P072PL-L12W3K
 470 P072PL-L12W4K
 498 P080PL-01B
 498 P080PL-01W
 496 P085PL-12W4K-B
 496 P085PL-12W4K-W
 492 P318PL-01B
 492 P318-PL-01-W

Alphabetical index

TRACK SYSTEMS UNITY

76	TR002-1-GU10-B	85	TR020-1-U-GU10-WGF	65	TRA002CL-11B
76	TR002-1-GU10-W	85	TR020-1-U-GU10-WMG	65	TRA002CL-11W
78	TR008-1-GU10-B	85	TR020-1-U-GU10-WS	65	TRA002CT-11B
78	TR008-1-GU10-W	98	TR021-1-124K-Z-B	65	TRA002CT-11W
106	TR003-1-10W3K-S-B	98	TR021-1-12B3K-Z-B	65	TRA002CX-11B
106	TR003-1-10W3K-S-W	98	TR021-1-12B3K-Z-D-B	65	TRA002CX-11W
106	TR003-1-10W4K-S-B	98	TR021-1-12B3K-Z-D-W	64	TRA002EC-11B
106	TR003-1-10W4K-S-W	98	TR021-1-12B3K-Z-W	64	TRA002EC-11W
107	TR003-1-15W3K-S-B	98	TR021-1-12B4K-Z-D-B	65	TRA002HR-11B
107	TR003-1-15W3K-S-W	98	TR021-1-12B4K-Z-D-W	56	TRA010-1-BS-B
107	TR003-1-15W4K-S-B	98	TR021-1-12B4K-Z-W	56	TRA010-1-BS-W
107	TR003-1-15W4K-S-W	88	TR022-1-GU10-B	60	TRA011-1-A-B
107	TR003-1-26W3K-S-B	88	TR022-1-GU10-W	60	TRA011-1-A-W
107	TR003-1-26W3K-S-W	70	TR025-1-GU10-B	56	TRX001-111B
107	TR003-1-26W4K-S-B	70	TR025-1-GU10-W	56	TRX001-111W
107	TR003-1-26W4K-S-W	113	TR043-1-12W3K-B	56	TRX001-112B
106	TR003-1-6W3K-S-B	113	TR043-1-12W4K-B	56	TRX001-112W
106	TR003-1-6W3K-S-W	114	TR044-1-12W3K-B	62	TRX004-111B
106	TR003-1-6W4K-S-B	114	TR044-1-12W4K-B	62	TRX004-111W
106	TR003-1-6W4K-S-W	110	TR084-1-15W3K-B	62	TRX004-112B
72	TR004-1-GU10-B	110	TR084-1-15W3K-D-B	62	TRX004-112W
72	TR004-1-GU10-GF	110	TR084-1-15W3K-D-W		
72	TR004-1-GU10-MG	110	TR084-1-15W3K-W		
72	TR004-1-GU10-W	110	TR084-1-15W4K-B		
90	TR005-1-GU10-B	110	TR084-1-15W4K-D-B		
90	TR005-1-GU10-BG	110	TR084-1-15W4K-D-W		
90	TR005-1-GU10-W	110	TR084-1-15W4K-W		
108	TR007-1-12W3K-B	100	TR085-1-5W3K-B		
108	TR007-1-12W3K-W	100	TR085-1-5W3K-W		
108	TR007-1-12W4K-B	100	TR085-1-5W4K-B		
108	TR007-1-12W4K-W	100	TR085-1-5W4K-W		
108	TR007-1-18W3K-B	94	TR087-1-GU10-B		
108	TR007-1-18W3K-B4K	94	TR087-1-GU10-W		
108	TR007-1-18W3K-W	58	TRA001B-11B		
108	TR007-1-18W3K-W4K	58	TRA001B-11W		
116	TR010-1-10W3K-M-B	58	TRA001C-11B		
116	TR010-1-10W3K-M-W	58	TRA001C-11W		
116	TR010-1-10W4K-M-B	59	TRA001CF-11B		
116	TR010-1-10W4K-M-W	59	TRA001CF-11W		
116	TR010-1-20W3K-M-B	59	TRA001CL-11B		
116	TR010-1-20W3K-M-W	59	TRA001CL-11W		
116	TR010-1-20W4K-M-B	59	TRA001CT-11B		
116	TR010-1-20W4K-M-W	59	TRA001CT-11W		
80	TR011-1-GU10-B	60	TRA001CW-11B		
80	TR011-1-GU10-G	60	TRA001CW-11W		
80	TR011-1-GU10-W	59	TRA001CX-11B		
82	TR020-1-GU10-B	59	TRA001CX-11W		
82	TR020-1-GU10-W	58	TRA001EC-11B		
87	TR020-1-U-GU10-BG	58	TRA001EC-11W		
87	TR020-1-U-GU10-BGF	64	TRA002B-11B		
87	TR020-1-U-GU10-BMG	64	TRA002B-11W		
87	TR020-1-U-GU10-BS	64	TRA002C-11B		
85	TR020-1-U-GU10-WG	64	TRA002C-11W		

**TRACK SYSTEMS
TRINITY**

**TRACK SYSTEMS
RADITY**

128 TR028-3-GU10-B
 128 TR028-3-GU10-MG
 128 TR028-3-GU10-W
 134 TR029-3-10W3K-S-B
 134 TR029-3-10W3K-S-W
 134 TR029-3-10W4K-S-B
 134 TR029-3-10W4K-S-W
 135 TR029-3-20W3K-S-B
 135 TR029-3-20W3K-S-W
 135 TR029-3-20W4K-S-B
 135 TR029-3-20W4K-S-W
 135 TR029-3-26W3K-S-B
 135 TR029-3-26W3K-S-W
 135 TR029-3-26W4K-S-B
 135 TR029-3-26W4K-S-W
 122 TRA005B-31B-L
 122 TRA005B-31B-R
 122 TRA005B-31W-L
 122 TRA005B-31W-R
 123 TRA005C-31B
 123 TRA005C-31W
 123 TRA005CF-31B
 123 TRA005CF-31W
 123 TRA005CI-31B
 123 TRA005CI-31W
 124 TRA005CL-31B-L
 124 TRA005CL-31B-R
 124 TRA005CL-31W-L
 124 TRA005CL-31W-R
 123 TRA005CS-31B
 123 TRA005CS-31W
 124 TRA005CT-31B-L
 124 TRA005CT-31B-R
 124 TRA005CT-31W-L
 124 TRA005CT-31W-R
 125 TRA005CX-31B
 125 TRA005CX-31W
 122 TRA005EC-31B
 122 TRA005EC-31W
 125 TRA005TL-31B
 125 TRA005TL-31W
 125 TRA005WS-31B
 125 TRA005WS-31W
 120 TRX005-311B
 120 TRX005-311W
 120 TRX005-312B
 120 TRX005-312W

211 TR080-1-12W3K-B
 211 TR080-1-12W3K-W
 211 TR080-1-12W4K-B
 211 TR080-1-12W4K-W
 211 TR080-1-18W3K-B
 211 TR080-1-18W3K-W
 211 TR080-1-18W4K-B
 211 TR080-1-18W4K-W
 210 TR080-1-6W3K-B
 210 TR080-1-6W3K-W
 210 TR080-1-6W4K-B
 210 TR080-1-6W4K-W
 215 TR082-1-12W3K-M-B
 215 TR082-1-12W3K-M-W
 215 TR082-1-12W4K-M-B
 215 TR082-1-12W4K-M-W
 215 TR082-1-18W3K-M-B
 215 TR082-1-18W3K-M-W
 215 TR082-1-18W4K-M-B
 215 TR082-1-18W4K-M-W
 214 TR082-1-6W3K-M-B
 214 TR082-1-6W3K-M-W
 214 TR082-1-6W4K-M-B
 214 TR082-1-6W4K-M-W
 216 TR084-1-12W3K-B
 216 TR084-1-12W3K-W
 216 TR084-1-12W4K-B
 216 TR084-1-12W4K-W
 216 TR084-1-6W3K-B
 216 TR084-1-6W3K-W
 216 TR084-1-6W4K-B
 216 TR084-1-6W4K-W
 218 TR103-1-12W3K-M-B
 218 TR103-1-12W3K-M-W
 218 TR103-1-12W4K-M-B
 218 TR103-1-12W4K-M-W
 218 TR103-1-5W3K-M-B
 218 TR103-1-5W3K-M-W
 218 TR103-1-5W4K-M-B
 218 TR103-1-5W4K-M-W
 204 TRA084B-11B
 204 TRA084B-11W
 204 TRA084C-11B
 204 TRA084C-11W
 205 TRA084CI-11B
 205 TRA084CI-11W
 204 TRA084CL-11B
 204 TRA084CL-11W
 205 TRA084CR-11B
 205 TRA084CR-11W
 204 TRA084CT-11B
 204 TRA084CT-11W
 204 TRA084CX-11B
 204 TRA084CX-11W

205 TRA084DR-100B
 205 TRA084DR-100W
 205 TRA084DR-200B
 205 TRA084DR-200W
 202 TRA084FC-11LB
 202 TRA084FC-11LW
 202 TRA084FC-11SB
 202 TRA084FC-11SW
 202 TRX084-111B
 202 TRX084-111W
 202 TRX084-112B
 202 TRX084-112W

Alphabetical index

TRACK SYSTEMS S35

155 TR012-2-12W3K-B
 155 TR012-2-12W4K-B
 155 TR012-2-20W3K-B
 155 TR012-2-20W4K-B
 154 TR012-2-7W3K-B
 154 TR012-2-7W4K-B
 156 TR013-2-10W3K-B
 156 TR013-2-10W4K-B
 156 TR013-2-20W3K-B
 156 TR013-2-20W4K-B
 160 TR014-2-10W3K-B
 160 TR014-2-10W4K-B
 160 TR014-2-20W3K-B
 160 TR014-2-20W4K-B
 162 TR015-2-10W3K-B
 162 TR015-2-10W4K-B
 162 TR015-2-20W3K-B
 162 TR015-2-20W4K-B
 168 TR016-2-12W3K-B
 168 TR016-2-12W4K-B
 167 TR019-2-10W3K-B
 167 TR019-2-10W4K-B
 167 TR019-2-15W3K-B
 167 TR019-2-15W4K-B
 166 TR019-2-7W3K-B
 166 TR019-2-7W4K-B
 141 TRA004-21B
 146 TRA004B-22B
 140 TRA004C-21S
 144 TRA004C-222S
 140 TRA004CL-21B
 144 TRA004CL-22B
 146 TRA004CPC-22B
 140 TRA004EC-21B
 142 TRA004EC-22B
 141 TRA004HP-21B
 140 TRA004HS-21S
 140 TRA004ICL-21B
 144 TRA004ICL-22B
 144 TRA004OCL-22B
 146 TRA004PC-22B
 141 TRA004SW-21S
 138 TRX004-211B
 138 TRX004-212B
 142 TRX004-221B
 142 TRX004-222B

TRACK SYSTEMS EXILITY

181 DRC034-B
 192 TR030-2-12W3K-B
 192 TR030-2-12W4K-B
 192 TR030-2-24W3K-B
 192 TR030-2-24W4K-B
 192 TR030-4-12W3K-WW-DS-B
 192 TR030-4-24W3K-WW-DS-B
 194 TR031-2-12W3K-B
 194 TR031-2-12W4K-B
 194 TR031-2-18W3K-B
 194 TR031-2-18W4K-B
 194 TR031-4-12W3K-S-DS-B
 194 TR031-4-18W3K-S-DS-B
 186 TR032-2-12W3K-S-B
 186 TR032-2-12W4K-S-B
 186 TR032-2-20W3K-S-B
 186 TR032-2-20W4K-S-B
 186 TR032-2-5W3K-S-B
 186 TR032-2-5W4K-S-B
 188 TR032-4-12W3K-S-DS-B
 188 TR032-4-20W3K-S-DS-B
 188 TR032-4-5W3K-S-DS-B
 198 TR040-2-18W3K
 198 TR040-2-18W4K
 198 TR040-4-18W3K-DS
 190 TR041-2-12W3K-B
 190 TR041-2-12W4K-B
 190 TR041-4-12W3K-M-DS-B
 196 TR086-2-25W3K-B
 196 TR086-2-25W4K-B
 196 TR086-4-25W-DS-B
 180 TRA034B-42B
 174 TRA034C-21B
 178 TRA034CL-42B
 181 TRA034CPC-42B-15
 181 TRA034CPC-42B-50
 174 TRA034HCL-41B
 174 TRA034HS-21B
 174 TRA034ICL-41B
 180 TRA034PC-42B
 174 TRA034SW-2B
 178 TRA044-ANGLE
 178 TRACLO34-42B-R
 172 TRX034-411B
 172 TRX034-412B
 176 TRX034-421B
 176 TRX034-422B

TRACK SYSTEMS RADITY


211	TR080-1-12W3K-B	204	TRA084CL-11W
211	TR080-1-12W3K-W	205	TRA084CR-11B
211	TR080-1-12W4K-B	205	TRA084CR-11W
211	TR080-1-12W4K-W	204	TRA084CT-11B
211	TR080-1-18W3K-B	204	TRA084CT-11W
211	TR080-1-18W3K-W	204	TRA084CX-11B
211	TR080-1-18W4K-B	204	TRA084CX-11W
211	TR080-1-18W4K-W	205	TRA084DR-100B
210	TR080-1-6W3K-B	205	TRA084DR-100W
210	TR080-1-6W3K-W	205	TRA084DR-200B
210	TR080-1-6W4K-B	205	TRA084DR-200W
210	TR080-1-6W4K-W	202	TRA084FC-11LB
215	TR082-1-12W3K-M-B	202	TRA084FC-11LW
215	TR082-1-12W3K-M-W	202	TRA084FC-11SB
215	TR082-1-12W4K-M-B	202	TRA084FC-11SW
215	TR082-1-12W4K-M-W	202	TRX084-111B
215	TR082-1-18W3K-M-B	202	TRX084-111W
215	TR082-1-18W3K-M-W	202	TRX084-112B
215	TR082-1-18W4K-M-B	202	TRX084-112W
215	TR082-1-18W4K-M-W		
214	TR082-1-6W3K-M-B		
214	TR082-1-6W3K-M-W		
214	TR082-1-6W4K-M-B		
214	TR082-1-6W4K-M-W		
216	TR084-1-12W3K-B		
216	TR084-1-12W3K-W		
216	TR084-1-12W4K-B		
216	TR084-1-12W4K-W		
216	TR084-1-6W3K-B		
216	TR084-1-6W3K-W		
216	TR084-1-6W4K-B		
216	TR084-1-6W4K-W		
218	TR103-1-12W3K-M-B		
218	TR103-1-12W3K-M-W		
218	TR103-1-12W4K-M-B		
218	TR103-1-12W4K-M-W		
218	TR103-1-5W3K-M-B		
218	TR103-1-5W3K-M-W		
218	TR103-1-5W4K-M-B		
218	TR103-1-5W4K-M-W		
204	TRA084B-11B		
204	TRA084B-11W		
204	TRA084C-11B		
204	TRA084C-11W		
205	TRA084CI-11B		
205	TRA084CI-11W		
204	TRA084CL-11B		

Collection of icons by catalog

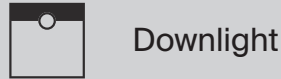
Color temperature



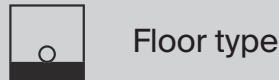
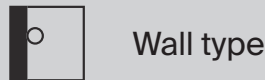
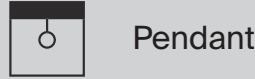
Lamp types



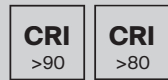
IP protection level



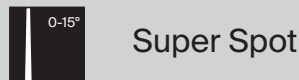
Light control protocols



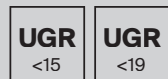
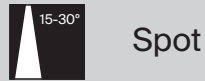
CRI level



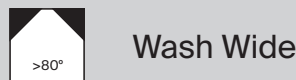
Scattering angles
















UGR level



LED / Base



Color index

 B	Black	 CH	Chrome	 MG	Matte gold
 B W	Black / White	 CH B	Chrome / Black	 MG B	Matte gold / Black
 W	White	 CH W	Chrome / White	 MG W	Matte gold / White
 W B	White / Black	 G	Gold	 MS B	Matte Silver / Black
 BS	Brass	 G B	Gold / Black	 MS W	Matte Silver / White
 BZ B	Bronze / Black	 G W	Gold / White	 S B	Silver / Black
 BZ W	Bronze / White	 GF	Graphite	 S W	Silver / White
 C B	Cooper / Black	 GF B	Graphite / Black		
 C W	Cooper / White	 GF W	Graphite / White		

Annual light guide



Technical 2023

Moments of the light cycle

MAYTONI